

PRE-PLOT EXHIBIT

FIDDYMENT RANCH - VILLAGE F-8B

D.R. HORTON

ROSEVILLE, CALIFORNIA

SEPTEMBER 2020

CRAWFORD PARKWAY

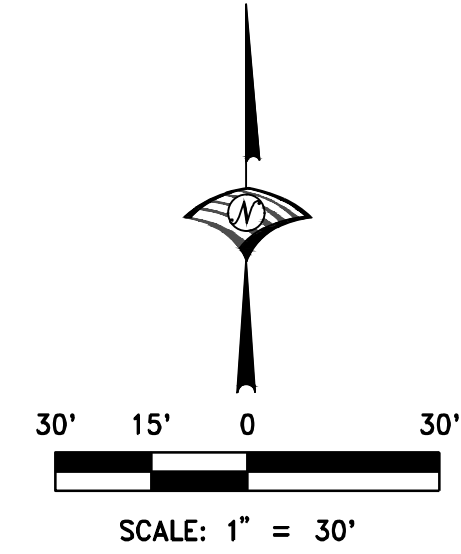
CUMBERLAND DRIVE

PRUETT DRIVE

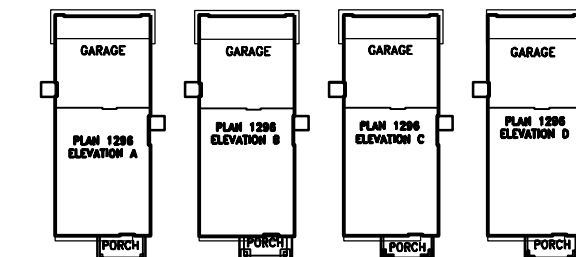
LOT A

LOT B

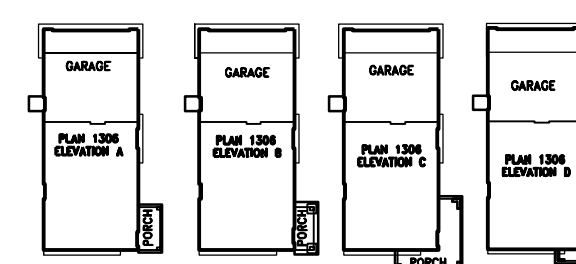
LOT C



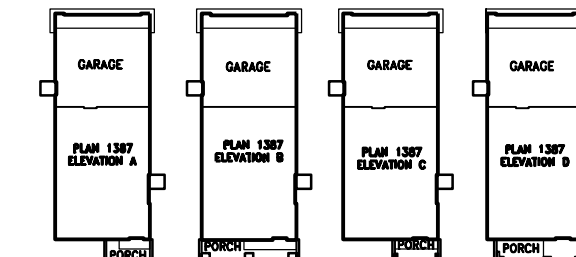
FOOTPRINTS



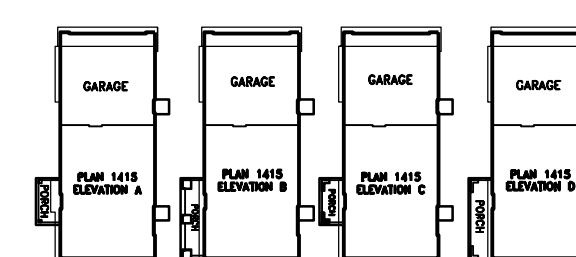
PLAN 1296



PLAN 1306



PLAN 1387



PLAN 1415

LEGEND	
	RIGHT OF WAY
	LOT LINE
	PUBLIC UTILITY EASEMENT
	PEDESTRIAN WALK EASEMENT
	BUILDING SETBACK

GENERAL NOTES

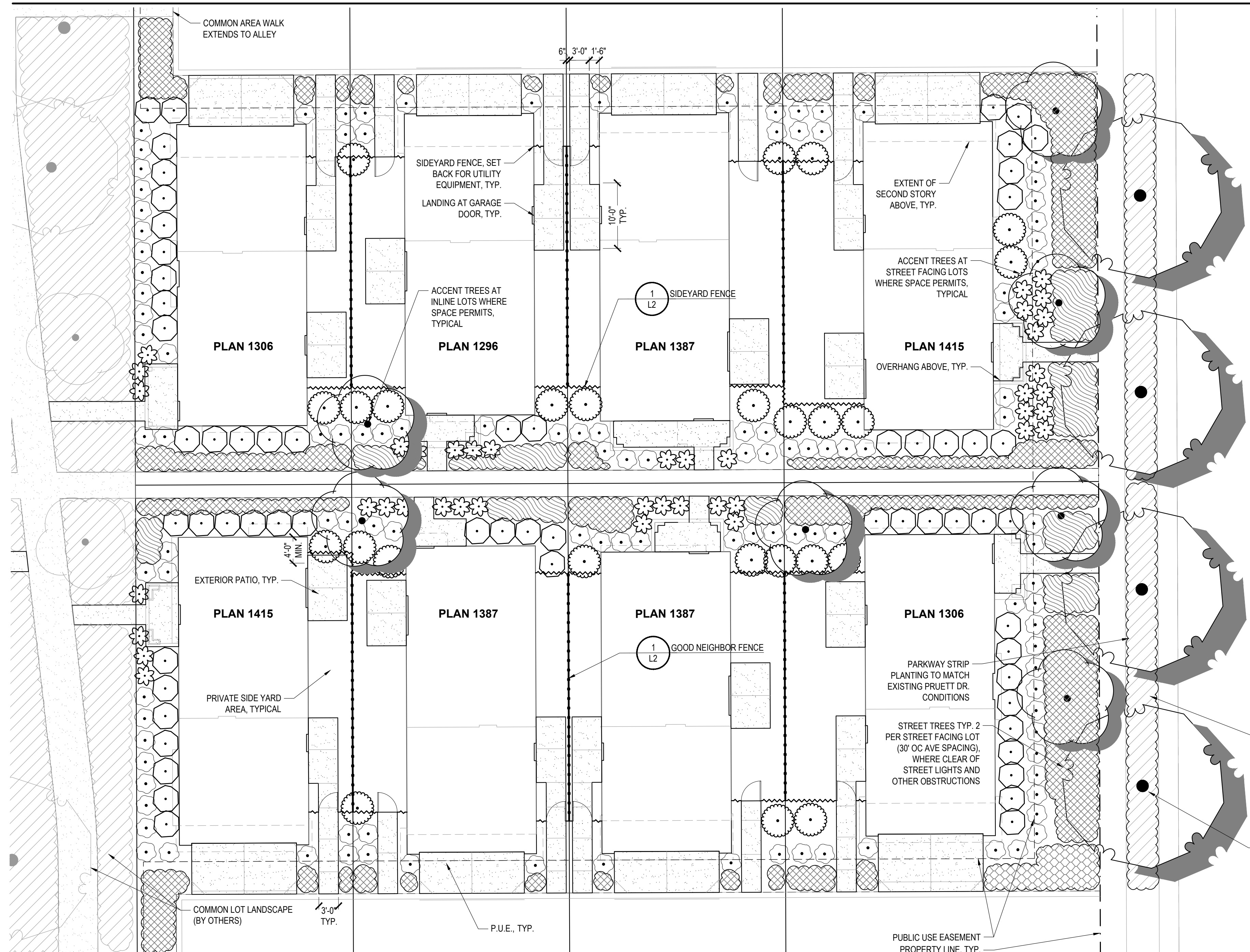
- 8' FRONT SETBACK TO FIRST FLOOR FOUNDATION WALL. PORCH & SECOND STORY WALLS ENCROACHMENTS INTO 8' SETBACK ASSUMED TO BE ALLOWABLE.
- 5' PUE SETBACK AT ALLEYS.
- MINIMUM 5' SIDE YARD SETBACK TO FIRST FLOOR FOUNDATION WALL. PORCH & SECOND STORY WALLS ENCROACHMENTS INTO 5' SETBACK ASSUMED TO BE ALLOWABLE.
- FINAL SETBACK REQUIREMENTS TO BE DETERMINED AS PART OF PENDING DESIGN REVIEW.
- FOOTPRINT ASSIGNMENTS SHOWN ARE BASE ON THE HOUSE PLAN MIX TABLE PROVIDED BY DR HORTON ON 08/28/2020.
- BUILDING FOOTPRINTS UTILIZED BASED ON ARCHITECTURAL FOOTPRINTS PROVIDED BY DR HORTON ON 8/17/2020 AND THE UPDATED 1387 FOOTPRINT PROVIDED ON 08/28/2020.

SITE LAYOUT

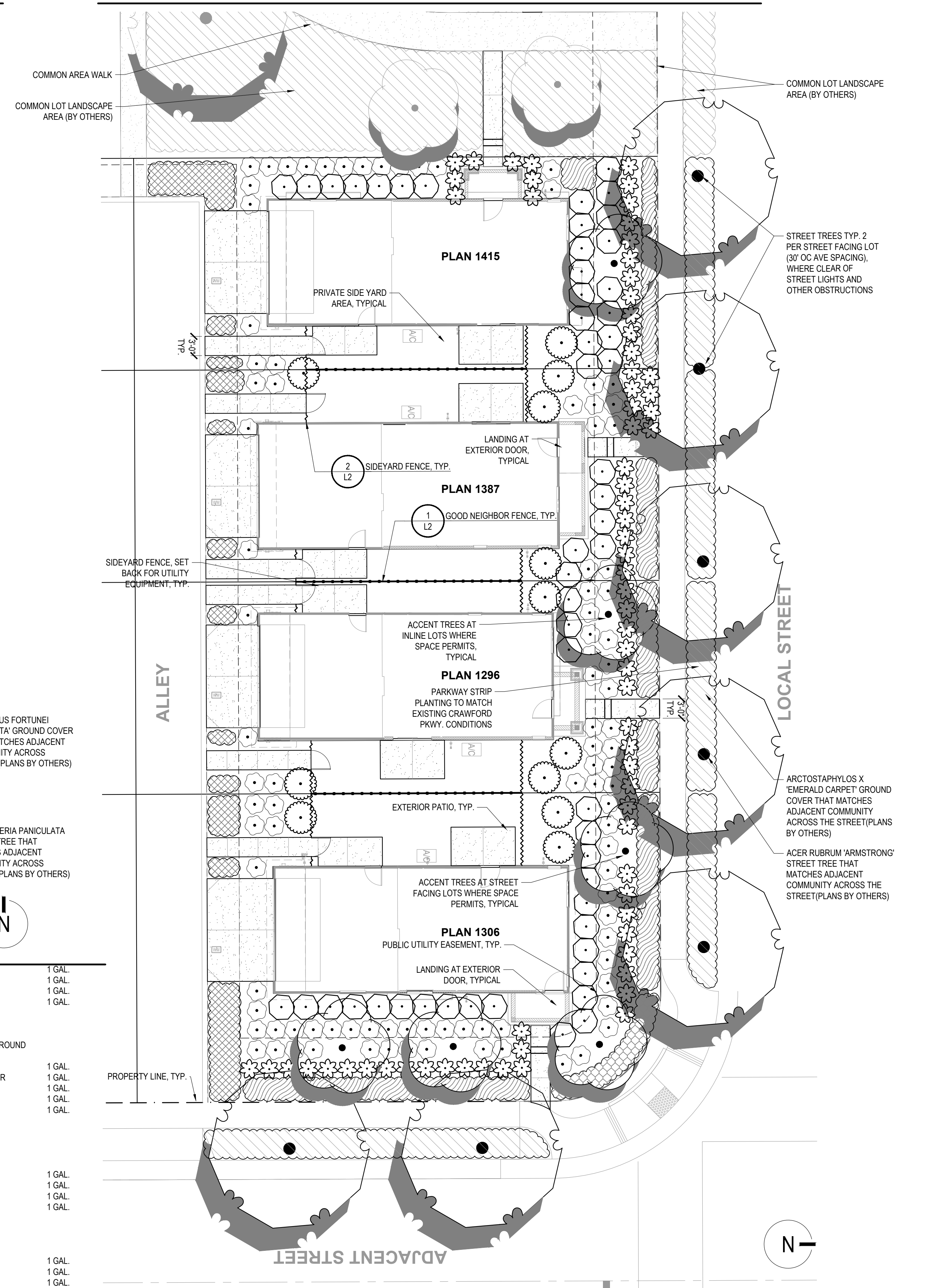
WOOD ROGERS
BUILDING RELATIONSHIPS ONE PROJECT AT A TIME
231 VERNON STREET TEL 916.341.7760
ROSEVILLE, CA 95678 FAX 916.341.7767

J:\1000-s\1027-Fiddymnt - Ranch\Process\3-F-8B\Civil\PrePlots\FRM-PrePlot-12-F8B.dwg 3/9/2020 11:44 AM Olga Kossovan

TYPICAL PASEO HOMES CONFIGURATION

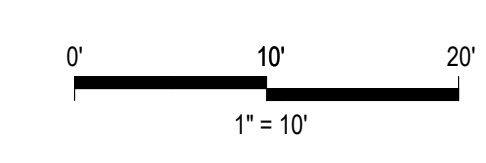


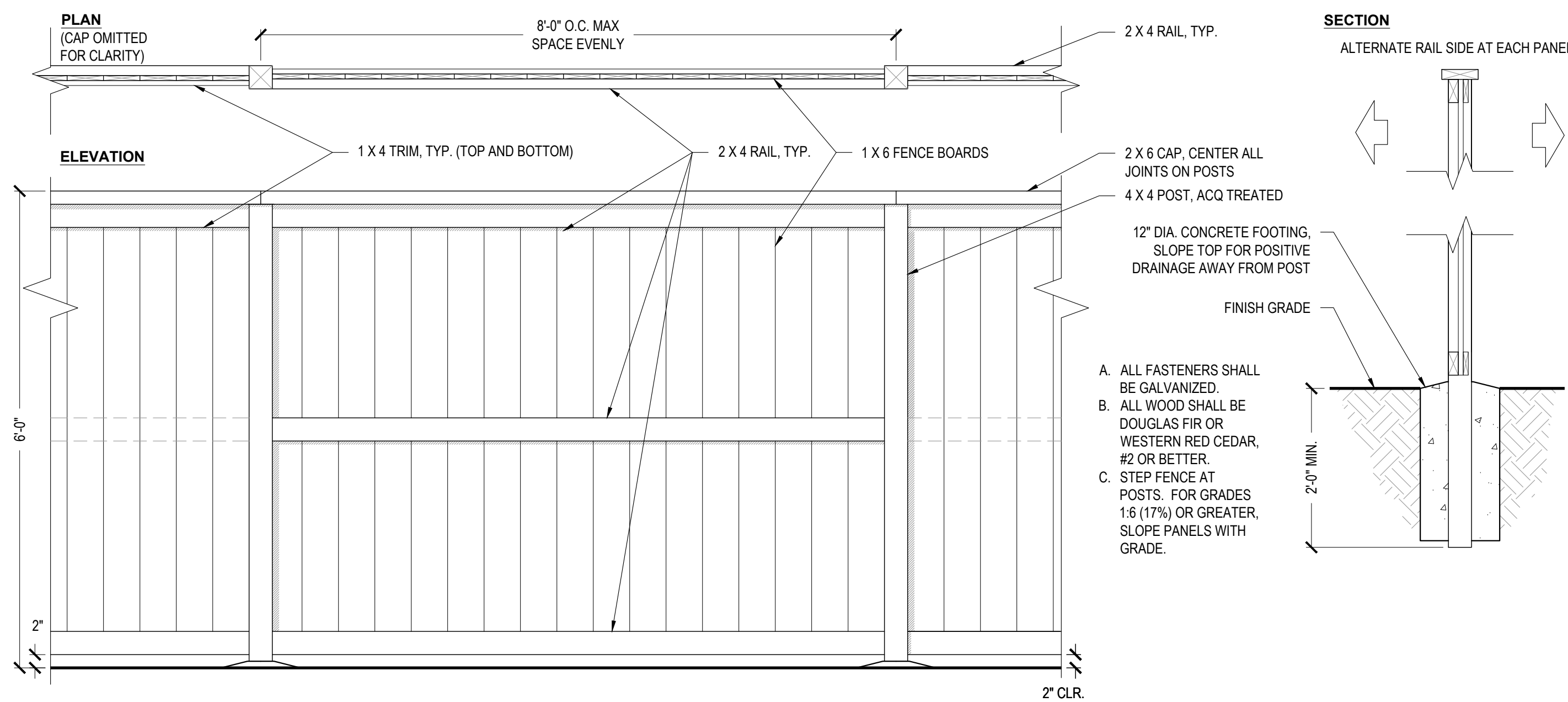
REPRESENTATIVE STREET FRONTAGE HOMES



PRELIMINARY PLANT LEGEND

<p>STREET TREES TREES SELECTED FOR SHADE AND CANOPY GROWTH. PLANT SAME SPECIES THROUGHOUT EACH STREET.</p> <ul style="list-style-type: none"> ACER RUBRUM 'ARMSTRONG' / ARMSTRONG RED MAPLE 15 GAL. ACER RUBRUM 'AUTUMN FLAME' / AUTUMN FLAME MAPLE 15 GAL. ACER TRUNCATUM / SHANTUNG MAPLE 15 GAL. FRAXINUS AMERICANA 'AUTUMN PURPLE' / AUTUMN PURPLE ASH 15 GAL. KOELREUTERIA PANICULATA / GOLDEN RAIN TREE 15 GAL. TILIA CORDATA / LITTLELEAF LINDEN 15 GAL. ULMUS PARVIFOLIA 'ATHENA' / ATHENA ELM 15 GAL. ZELKOVA SERRATA 'GREEN VASE' / SAWLEAF ZELKOVA 15 GAL. 	<p>ACCENT TREES SMALLER SIZE SUITABLE FOR PLANTING ADJACENT TO HOMES, BEHIND LARGER STREET TREES.</p> <ul style="list-style-type: none"> CERCIS CANADENSIS 'OKLAHOMA' / OKLAHOMA REDBUD 15 GAL. CHIONANTHUS RETUSUS / CHINESE FRINGE TREE 15 GAL. ERIOBOTRYA DEFLEXA / BRONZE LOQUAT 15 GAL. LAGERSTROEMIA INDICA 'MUSKOGEE' / MUSKOGEE CRAPE MYRTLE 15 GAL. MAGNOLIA GRANDIFLORA 'LITTLE GEM' / DWARF SOUTHERN MAGNOLIA 15 GAL. 	<p>(S1) LARGE SHRUBS: EVERGREEN SHRUBS USED AS FOUNDATION PLANTING, BACKGROUND PLANTING, AND FOR SCREENING.</p> <ul style="list-style-type: none"> ARBUS UNEDO 'COMPACTA' / DWARF STRAWBERRY TREE 5 GAL. ARCTOSTAPHYLOS DENSIFLORA 'HOWARD MCMINN' / HOWARD MCMINN MANZANITA 5 GAL. COTONEASTER LACTEUS / RED CLUSTERBERRY COTONEASTER 5 GAL. GREVILLEA X 'NOELLII' / GREVILLEA 5 GAL. OSMANTHUS FRAGRANS / SWEET OLIVE 5 GAL. 	<p>(S2) MID-GROUND SHRUBS: SELECTED FOR INTEREST AND COLOR. PREDOMINATELY LOW WATER USE.</p> <ul style="list-style-type: none"> CISTUS PULVERULENTUS 'SUNSET' / ROCKROSE 1 GAL. ESCALLONIA X 'COMPACTA' / COMPACT ESCALLONIA 1 GAL. LAVANDULA DENTATA 'MUNSTEAD' OR 'GOODWIN CREEK' / FRENCH LAVENDER 1 GAL. RHAPHIOLEPIS INDICA 'PINK DANCER' / INDIAN HAWTHORNE 1 GAL. RHAPHIOLEPIS UMBELLATA 'PINKIE' / PINK INDIAN HAWTHORNE 1 GAL. ROSMARINUS OFFICINALIS 'COLLINGWOOD INGRAM' / ROSEMARY 1 GAL. SALVIA CHAMAEDRYOIDES / MEXICAN BLUE SAGE 5 GAL. SPIRAEA X BUMALDA 'ANTHONY WATERER' / ANTHONY WATERER SPIRAEA 5 GAL. TEUCRIUM FRUTICOSA 'AZUREUM' / AZURE BUSH GERMANDER 5 GAL. WESTRINGIA FRUTICOSA 'BLUE GEM' / COAST ROSEMARY 5 GAL. 	<p>(S3) VERTICAL SCREENING SHRUBS: UPRIGHT HABIT, USED AGAINST WALLS, FENCES, ETC.</p> <ul style="list-style-type: none"> LIGUSTRUM JAPONICUM 'TEXANUM' / WAX LEAF PRIVET 5 GAL. PHOTINIA X FRASERI / PHOTINIA 5 GAL. PRUNUS CAROLINIANA 'COMPACTA' / BRIGHT 'N TIGHT CAROLINA LAUREL 5 GAL. XYLOSMA CONGESTUM 'COMPACTA' / COMPACT XYLOSMA 5 GAL. 	<p>(S4) ACCENT: PLANTS WITH SPECIAL INTEREST DUE TO UNIQUE FLOWERS OR FOLIAGE</p> <ul style="list-style-type: none"> AGAPANTHUS AFRICANUS 'BLUE' OR 'WHITE' / LILY OF THE NILE 1 GAL. 	<p>COLEONEMA PULCHRUM 'DWARF PINK' / DWARF PINK BREATH OF HEAVEN 1 GAL.</p> <p>DIANELLA REVOLUTA 'LITTLE REV' / LITTLE REV FLAX LILY 1 GAL.</p> <p>DIETES VEGATA / FORTNIGHT LILY 1 GAL.</p> <p>HEMEROCALLIS X 'STELLA SUPREME' / STELLA SUPREME DAYLILY 1 GAL.</p>	<p>(G1) GROUNDCOVERS: SPREADING PLANTS, TYPICALLY EVERGREEN, AS FOREGROUND AND TURF SUBSTITUTE.</p> <ul style="list-style-type: none"> ARCTOSTAPHYLOS X 'EMERALD CARPET' / EMERALD CARPET MANZANITA 1 GAL. COTONEASTER DAMMERI 'LOWFAST' / LOWFAST BEARBERRY COTONEASTER 1 GAL. JUNIPERUS HORIZONTALIS 'BLUE RUG' / BLUE RUG JUNIPER 1 GAL. ROSMARINUS OFF. 'HUNTINGTON CARPET' / PROSTRATE ROSEMARY 1 GAL. TRACHELOSPERMUM JASMINOIDES / STAR JASMINE 1 GAL. 	<p>(G2) FLOWERING GROUNDCOVERS, USED TO ADD INTEREST AND COLOR AT THE FOREGROUND.</p> <ul style="list-style-type: none"> ROSA X 'FLOWER CARPET CORAL' / ROSE 1 GAL. ROSA X 'NOASCHNEE' / FLOWER CARPET WHITE GROUNDCOVER ROSE 1 GAL. TEUCRIUM CHAMAEDRY'S 'PROSTRATUM' / PROSTRATE GERMANDER 1 GAL. VERBENA C. 'HOMESTEAD PURPLE' / HOMESTEAD PURPLE VERBENA 1 GAL. 	<p>(G3) GROUNDCOVERS: FLOWERING OR OTHERWISE CONTRASTING WITH G1</p> <ul style="list-style-type: none"> EUONYMUS FORTUNEI 'COLORATA' / PURPLE-LEAF WINTER CREEPER 1 GAL. FESTUCA MAIREI 'GREENLEE'S FORM' / GREENLEE ATLAS FESCUE 1 GAL. HYPERICUM CALYCIUM / CREEPING ST. JOHN'S WORT 1 GAL. LANTANA SELLOWIANA / TRAILING LANTANA 1 GAL. MYOPORUM PARVIFOLIUM 'PINK' / TRAILING MYOPORUM 1 GAL. TEUCRIUM CHAMAEDRY'S 'PROSTRATUM' / PROSTRATE GERMANDER 1 GAL. VERBENA C. 'HOMESTEAD PURPLE' / HOMESTEAD PURPLE VERBENA 1 GAL.
--	--	--	---	---	---	---	---	--	--

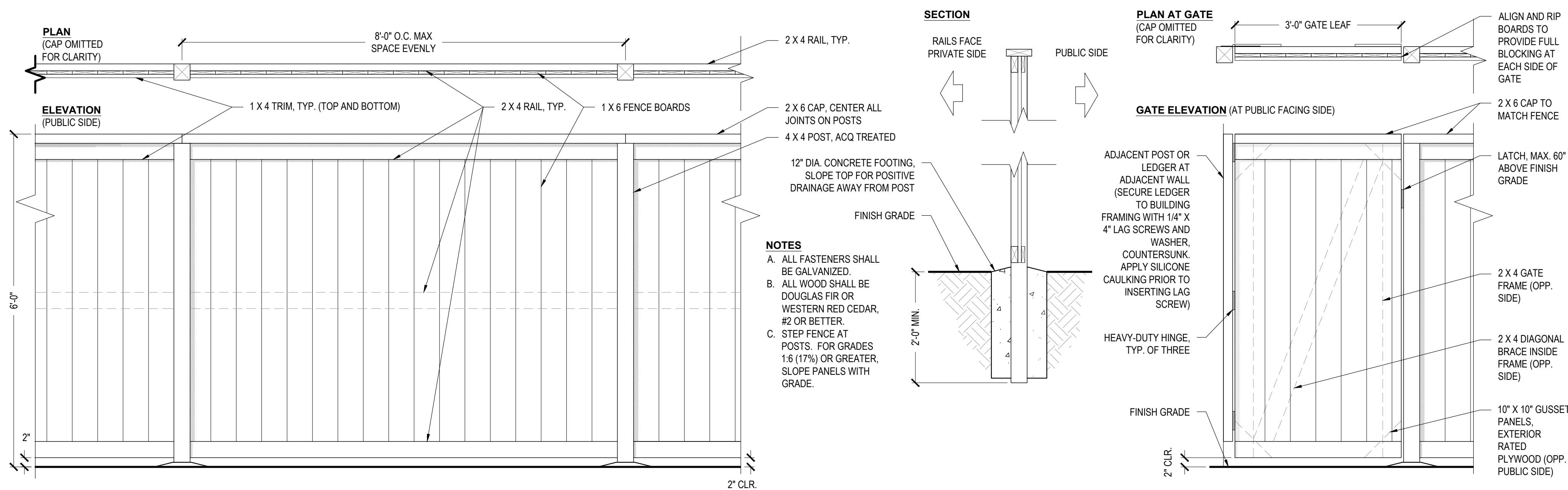




1 GOOD NEIGHBOR FENCE

3/4" = 1'-0"

AS NOTED



2 SIDEYARD FENCE WITH GATE

3/4" = 1'-0"

AS NOTED

PRELIMINARY LANDSCAPE DESIGN STATEMENT

Balboa is a proposed community of single family residences. As part of an overall master-planned community, interest and variation is provided through the various differing styles (elevations) of single family residential homes, while a consistent palette of planting unites the public-facing landscaped areas of the project.

Within the landscape of *Balboa*, all plant types emphasize flowering species. Combined with striking seasonal and year-round leaf color planting selections provide a diverse range of color and texture. Front yard planting shown is indicative of builder-installed landscape, within a typical grouping around a shared driveway. Planting will include a mixed palette of plants, from low foreground planting to large background shrubs. Turf is replaced by swaths of low-growing groundcover, emphasizing low-water use and sustainable principles.

All planting and irrigation will conform to the City's Water Efficient Landscape Ordinance. Point-source drip emitters will be used to irrigate shrubs and groundcover. Irrigation controllers will include weather sensors, and be "smart" (self-adjusting). All other requirements of the ordinance will be followed, including a minimum 3" deep layer of bark mulch in all non-turf planter areas.

All public-facing landscape shall be HOA-maintained.



BALBOA

ROSEVILLE, CA
OCTOBER 23, 2020



1306 PRAIRIE
SCHEME 9

1415 CRAFTSMAN
SCHEME 5



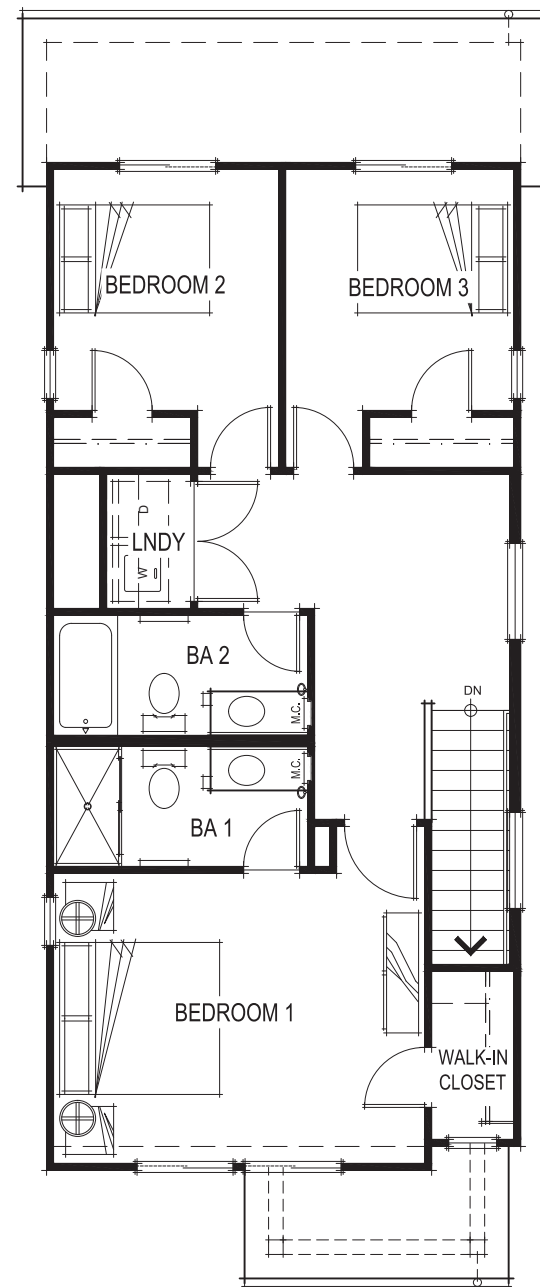
1306 FARMHOUSE
SCHEME 2

1387 CRAFTSMAN
SCHEME 6

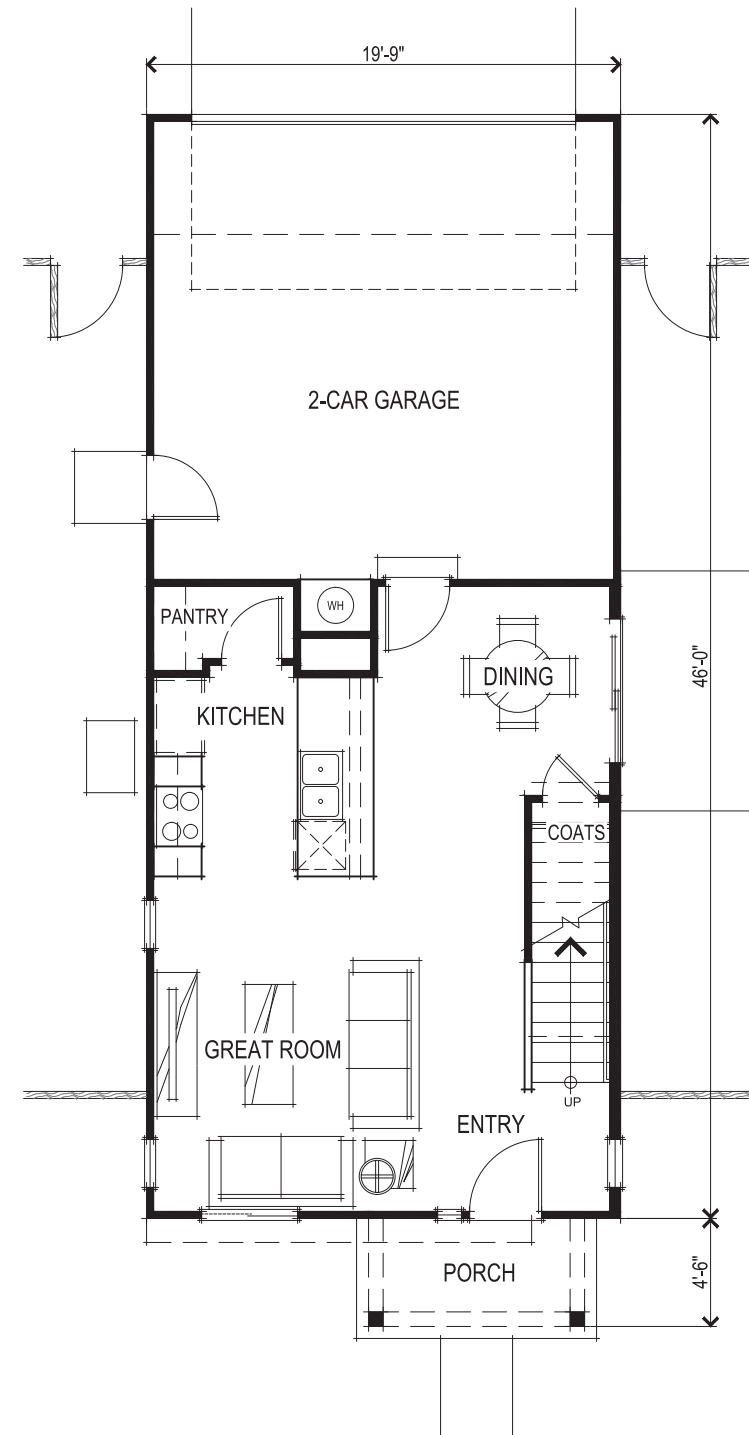
1296 PRAIRIE
SCHEME 8

1415 MISSION
SCHEME 11

Exhibit B

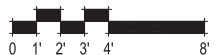


SECOND FLOOR PLAN



FIRST FLOOR PLAN

SQUARE FOOTAGES	
FIRST FLOOR	526 SQ. FT.
SECOND FLOOR	770 SQ. FT.
TOTAL LIVING	1296 SQ. FT.
2-CAR GARAGE	383 SQ. FT.



FLOOR PLANS
A001 PLAN 1296

Balboa
Roseville, CA
October 23, 2020

Express
HOMES
a D.R. Horton Company

2260 DOUGLAS BLVD. SUITE 110
ROSEVILLE, CA 95661
916.297.4461

Home and community information, including pricing, included features, terms, availability and amenities, are subject to change at any time without notice or obligation. Drawings, renderings, square footages, floor plans, elevations, features, colors and sizes are approximate and for illustration purposes only and will vary from the homes as built. Not all features available in all plans. Options and upgrades are available at an additional cost and are subject to construction cut-off dates. See sales agent for complete details. D.R. Horton CA2, Inc.: CalBRE License #01239752; Contractor's License #750190.

SDG Architects, Inc.
3361 Walnut Blvd. Suite 120
Brentwood, CA 94513
925.634.7000 | sdgarchitectsinc.com





PRAIRIE FRONT ELEVATION



FARMHOUSE FRONT ELEVATION



MISSION FRONT ELEVATION



CRAFTSMAN FRONT ELEVATION

Balboa
Roseville, CA
October 23, 2020

Express
HOMES
a D.R. Horton Company

2260 DOUGLAS BLVD. SUITE 110
ROSEVILLE, CA 95661
916.297.4461

Home and community information, including pricing, included features, terms, availability and amenities, are subject to change at any time without notice or obligation. Drawings, renderings, square footages, floor plans, elevations, features, colors and sizes are approximate and for illustration purposes only and will vary from the homes as built. Not all features available in all plans. Options and upgrades are available at an additional cost and are subject to construction cut-off dates. See sales agent for complete details. D.R. Horton CA2, Inc.: CalBRE License #01239752; Contractor's License #750190.

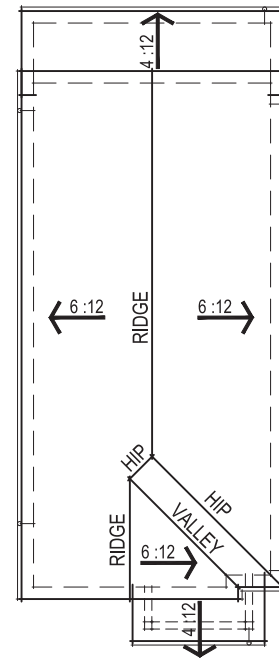
0 1' 2' 3' 4' 8'

FRONT ELEVATIONS
A002 PLAN 1296

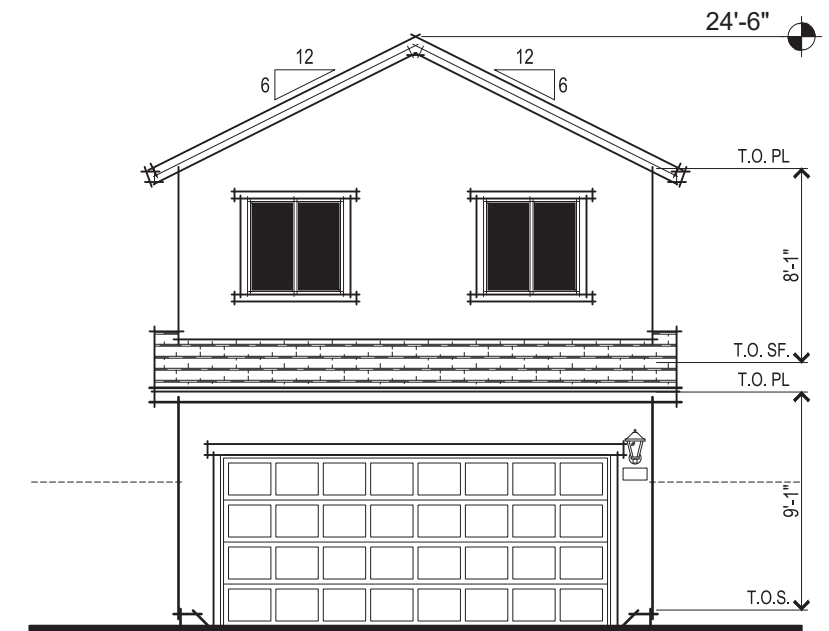
SDG Architects, Inc.
3361 Walnut Blvd. Suite 120
Brentwood, CA 94513
925.634.7000 | sdgarchitectsinc.com

SDGI
architects

Exhibit B



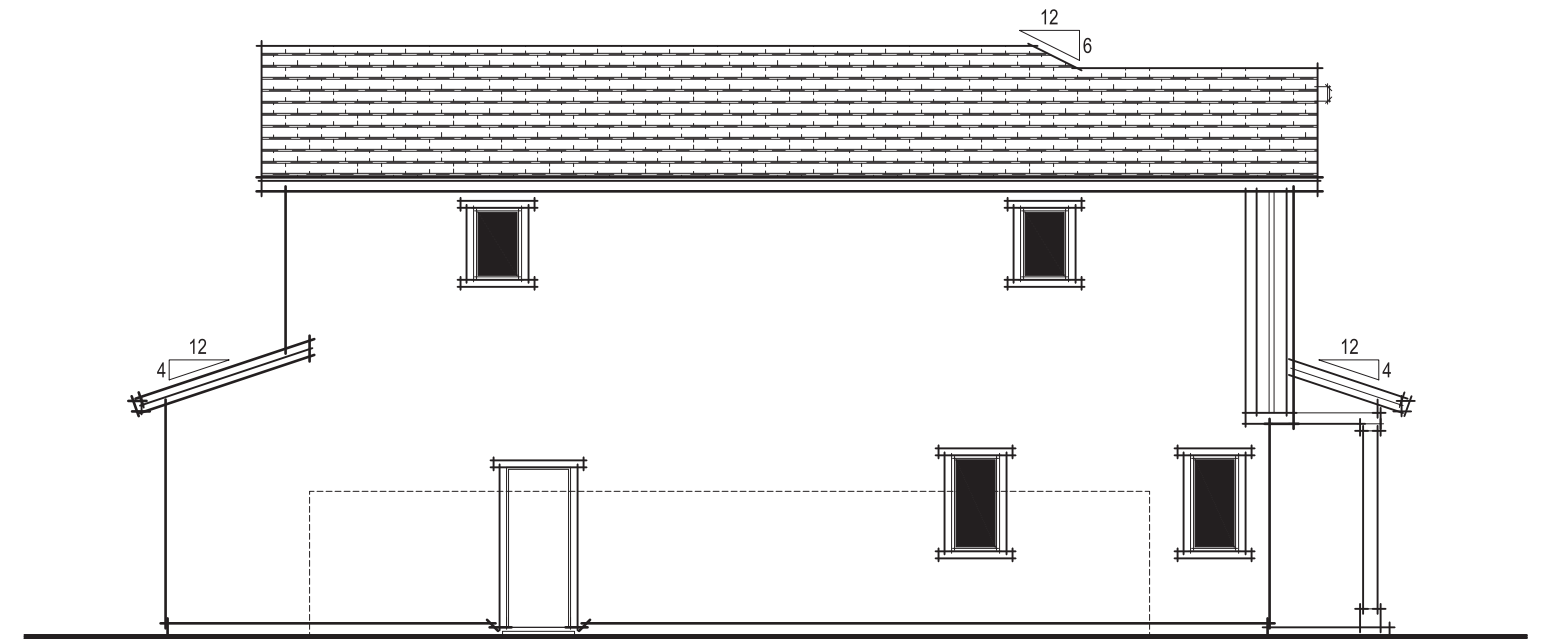
FARMHOUSE ROOF PLAN



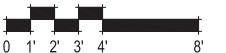
FARMHOUSE REAR ELEVATION



FARMHOUSE RIGHT ELEVATION



FARMHOUSE LEFT ELEVATION



FARMHOUSE ELEVATIONS
A003 PLAN 1296

Balboa
Roseville, CA
October 23, 2020

Express
HOMES
a D.R. Horton Company

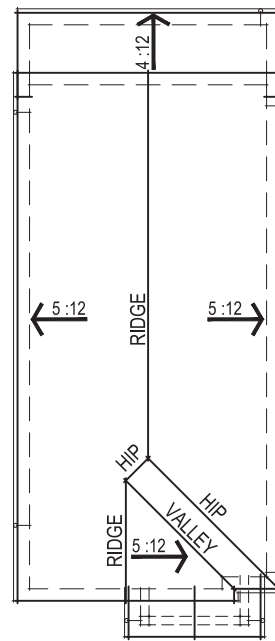
2260 DOUGLAS BLVD. SUITE 110
ROSEVILLE, CA 95661
916.297.4461

Home and community information, including pricing, included features, terms, availability and amenities, are subject to change at any time without notice or obligation. Drawings, renderings, square footages, floor plans, elevations, features, colors and sizes are approximate and for illustration purposes only and will vary from the homes as built. Not all features available in all plans. Options and upgrades are available at an additional cost and are subject to construction cut-off dates. See sales agent for complete details. D.R. Horton CA2, Inc.: CalBRE License #01239752; Contractor's License #750190.

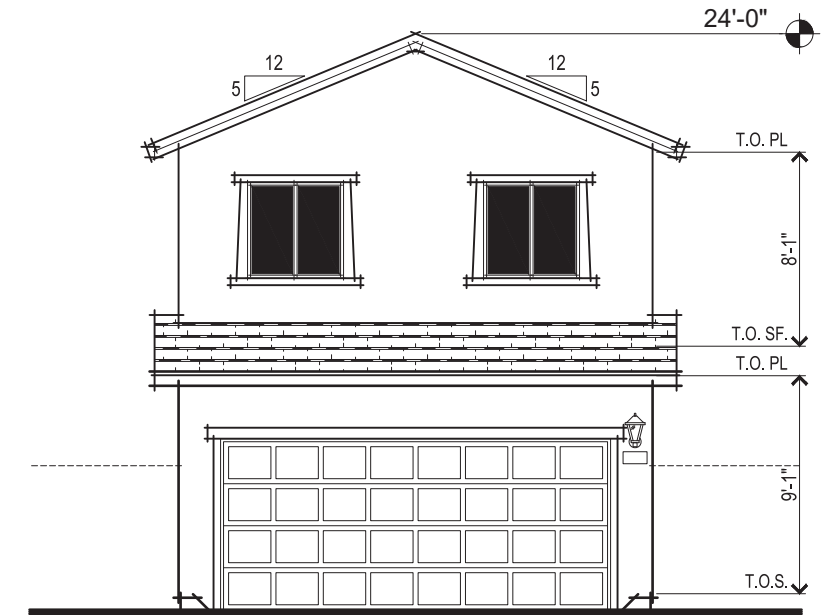
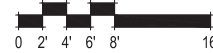
SDG Architects, Inc.
3361 Walnut Blvd. Suite 120
Brentwood, CA 94513
925.634.7000 | sdgarchitectsinc.com



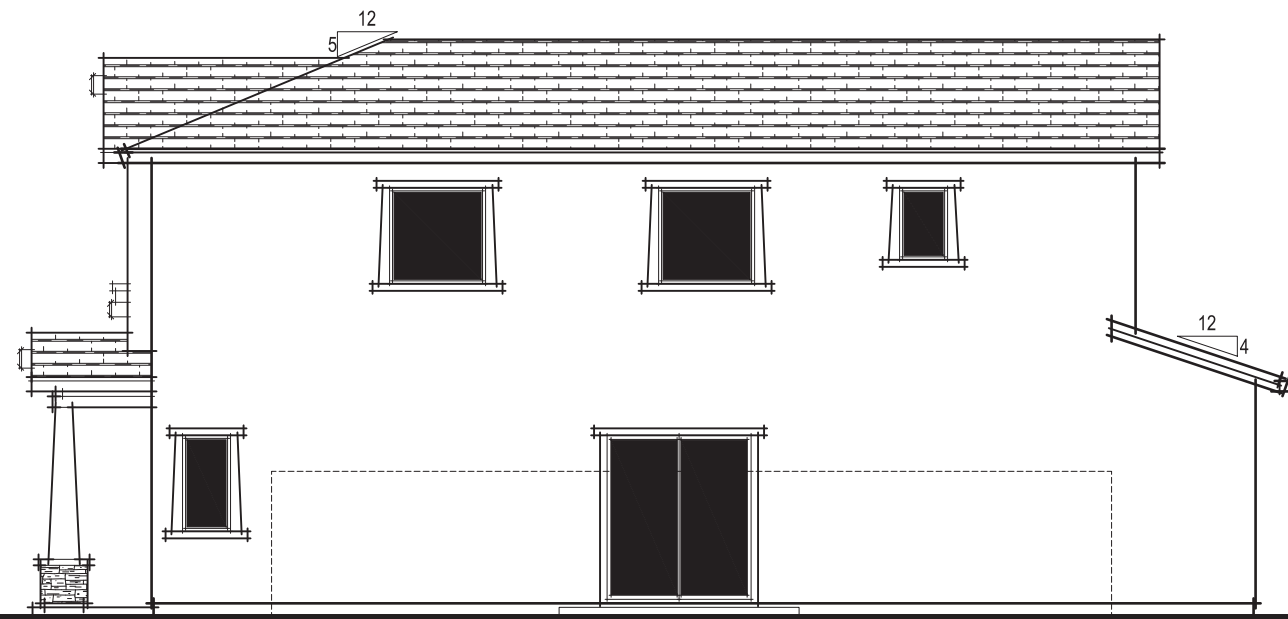
Exhibit B



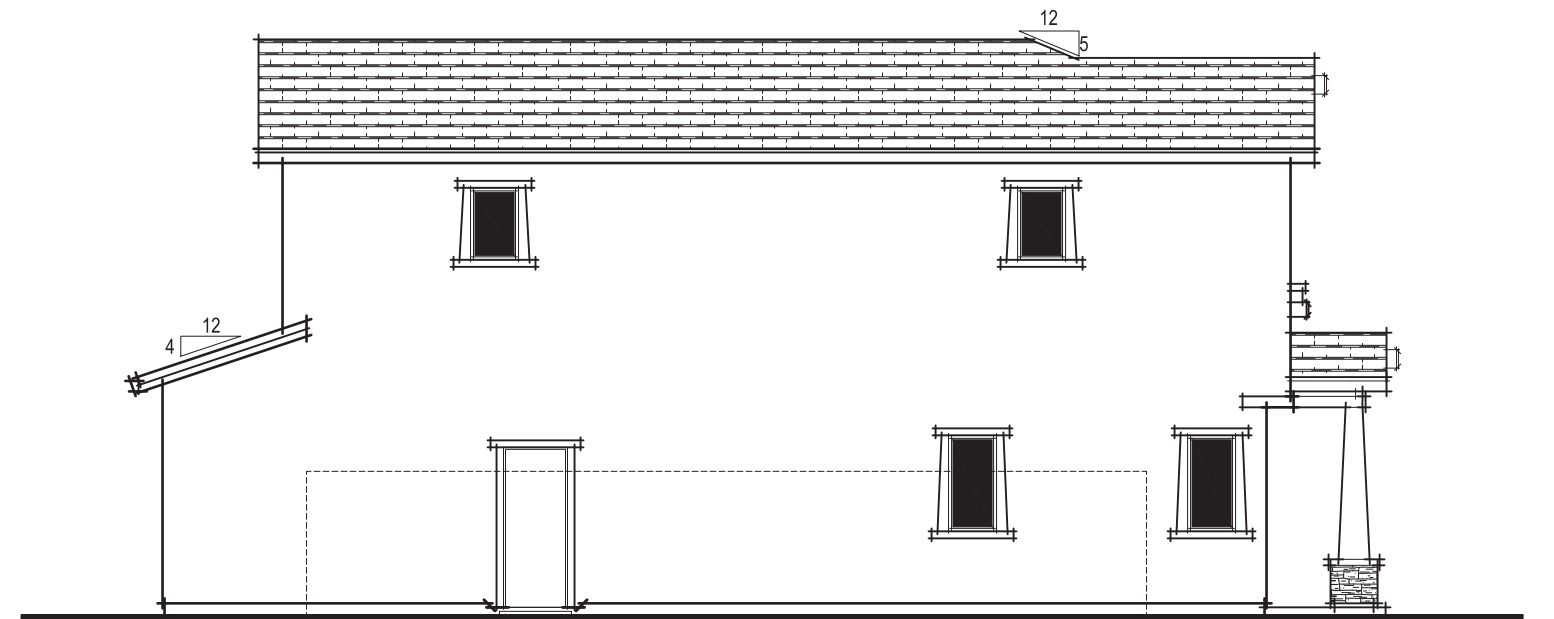
CRAFTSMAN ROOF PLAN



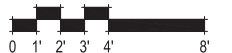
CRAFTSMAN REAR ELEVATION



CRAFTSMAN RIGHT ELEVATION



CRAFTSMAN LEFT ELEVATION



CRAFTSMAN ELEVATIONS
A004 PLAN 1296

Balboa
Roseville, CA
October 23, 2020

Express
HOMES
a D.R. Horton Company

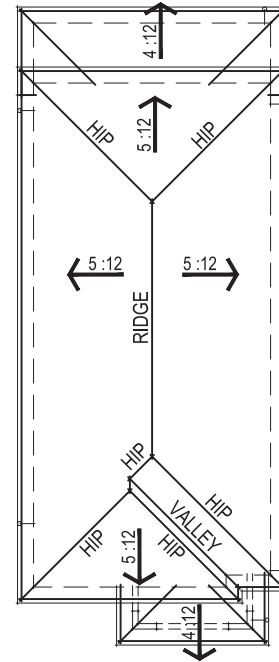
2260 DOUGLAS BLVD. SUITE 110
ROSEVILLE, CA 95661
916.297.4461

Home and community information, including pricing, included features, terms, availability and amenities, are subject to change at any time without notice or obligation. Drawings, renderings, square footages, floor plans, elevations, features, colors and sizes are approximate and for illustration purposes only and will vary from the homes as built. Not all features available in all plans. Options and upgrades are available at an additional cost and are subject to construction cut-off dates. See sales agent for complete details. D.R. Horton CA2, Inc.: CalBRE License #01239752; Contractor's License #750190.

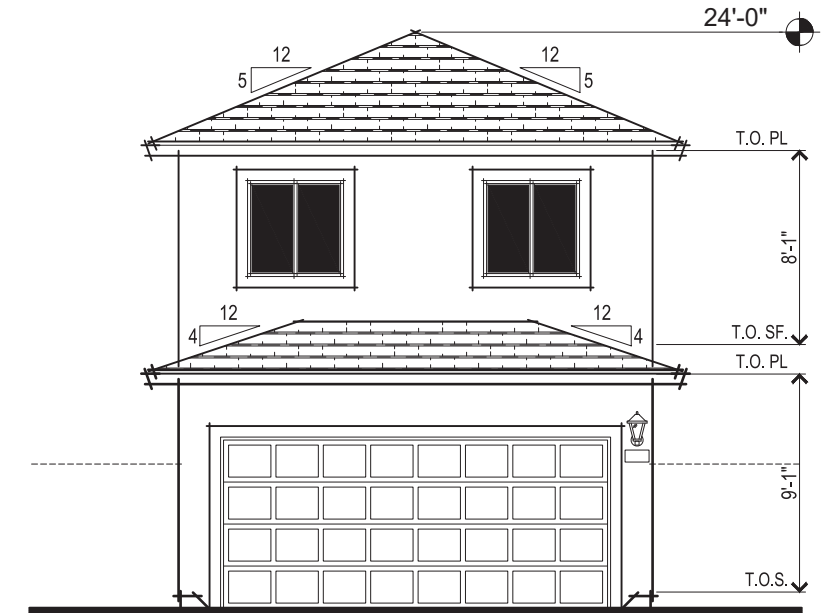
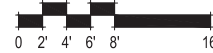
SDG Architects, Inc.
3361 Walnut Blvd. Suite 120
Brentwood, CA 94513
925.634.7000 | sdgarchitectsinc.com



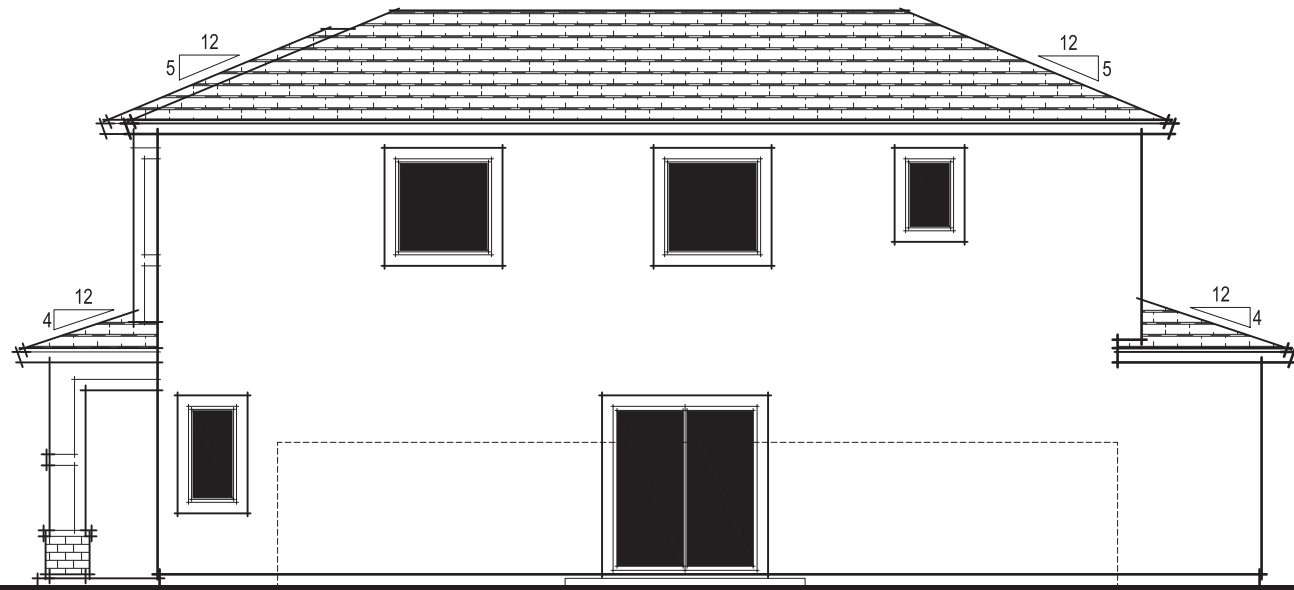
Exhibit B



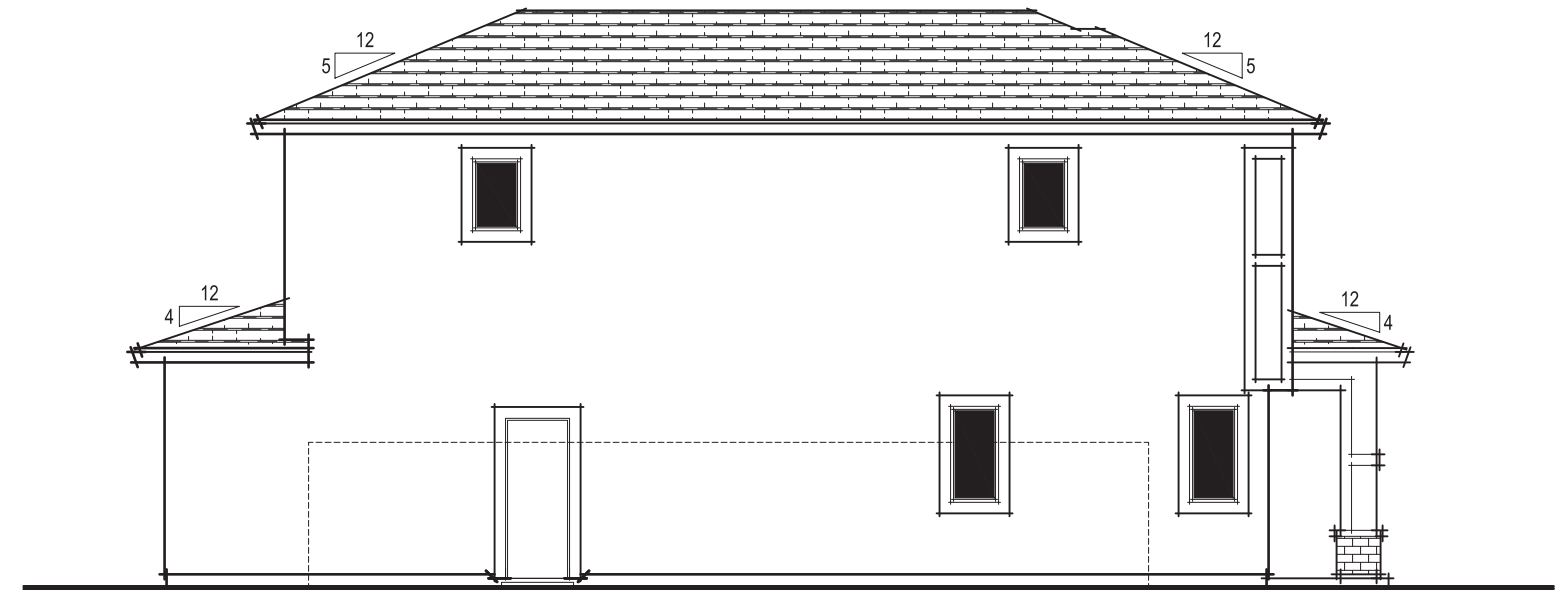
PRAIRIE ROOF PLAN



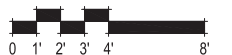
PRAIRIE REAR ELEVATION



PRAIRIE RIGHT ELEVATION



PRAIRIE LEFT ELEVATION



PRAIRIE ELEVATIONS
A005 PLAN 1296

Balboa
Roseville, CA
October 23, 2020

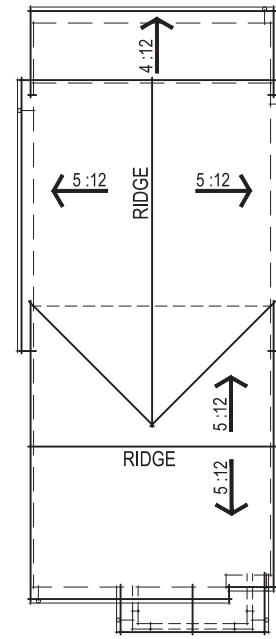
Express
HOMES
a D.R. Horton Company

2260 DOUGLAS BLVD. SUITE 110
ROSEVILLE, CA 95661
916.297.4461

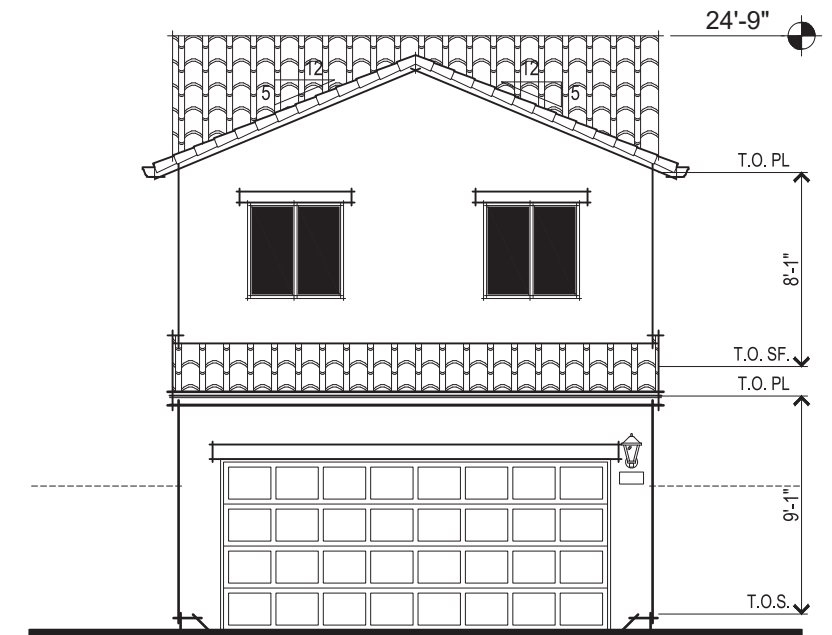
Home and community information, including pricing, included features, terms, availability and amenities, are subject to change at any time without notice or obligation. Drawings, renderings, square footages, floor plans, elevations, features, colors and sizes are approximate and for illustration purposes only and will vary from the homes as built. Not all features available in all plans. Options and upgrades are available at an additional cost and are subject to construction cut-off dates. See sales agent for complete details. D.R. Horton CA2, Inc.: CalBRE License #01239752; Contractor's License #750190.

SDG Architects, Inc.
3361 Walnut Blvd. Suite 120
Brentwood, CA 94513
925.634.7000 | sdgarchitectsinc.com

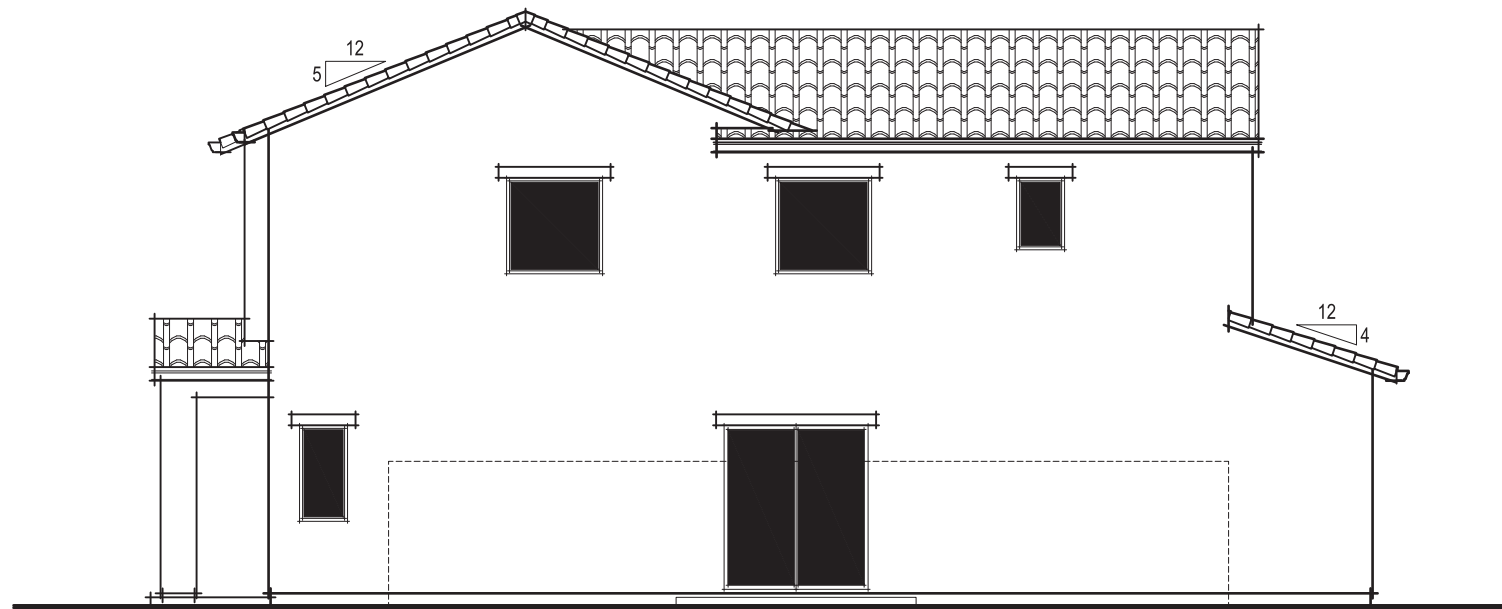
Exhibit B



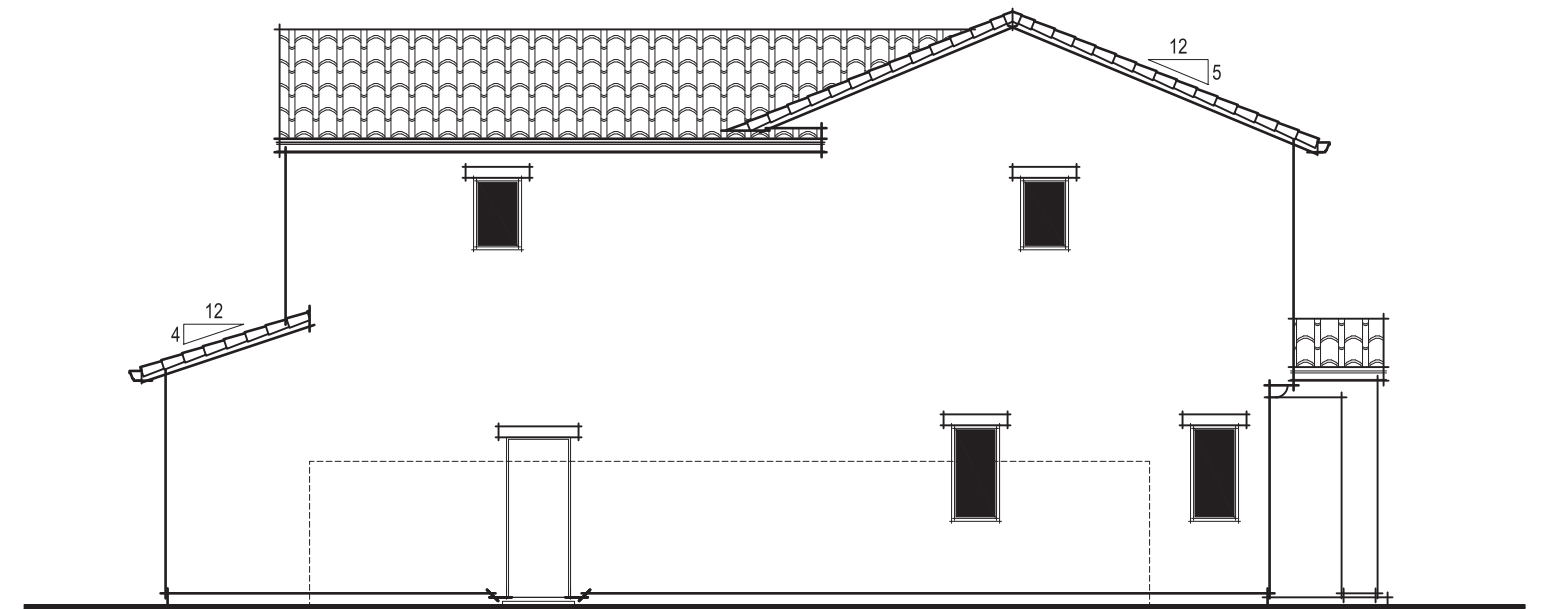
MISSION ROOF PLAN



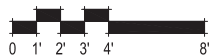
MISSION REAR ELEVATION



MISSION RIGHT ELEVATION



MISSION LEFT ELEVATION



MISSION ELEVATIONS
A006 PLAN 1296

Balboa
Roseville, CA
October 23, 2020



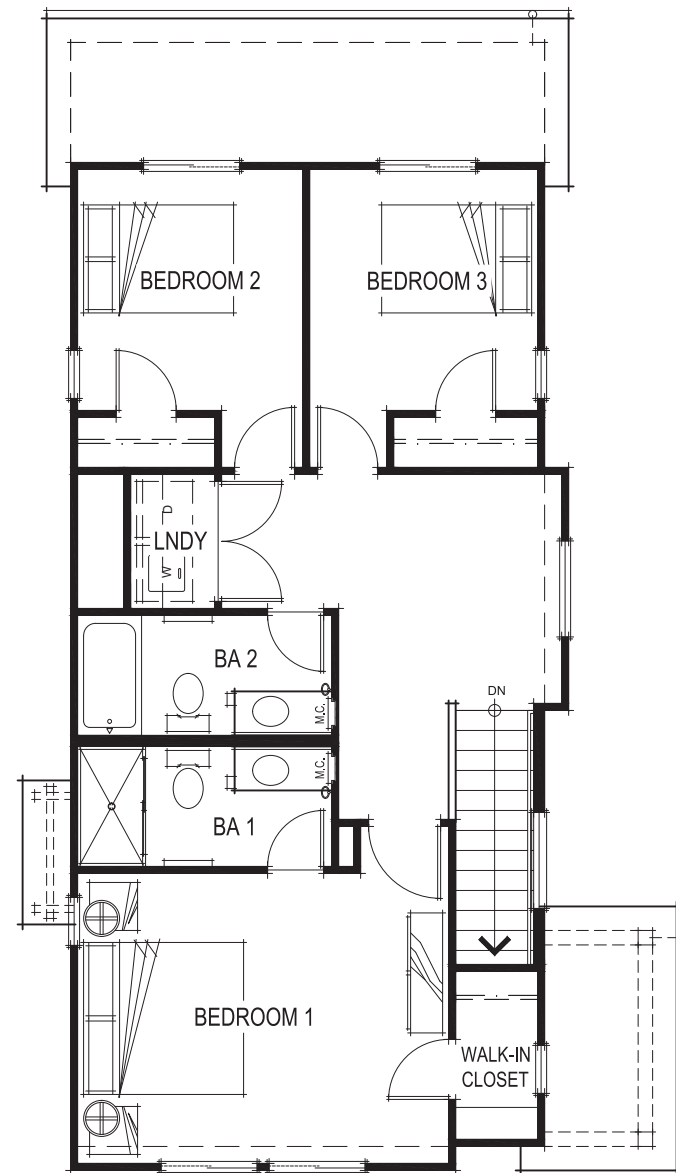
2260 DOUGLAS BLVD. SUITE 110
ROSEVILLE, CA 95661
916.297.4461

Home and community information, including pricing, included features, terms, availability and amenities, are subject to change at any time without notice or obligation. Drawings, renderings, square footages, floor plans, elevations, features, colors and sizes are approximate and for illustration purposes only and will vary from the homes as built. Not all features available in all plans. Options and upgrades are available at an additional cost and are subject to construction cut-off dates. See sales agent for complete details. D.R. Horton CA2, Inc.: CalBRE License #01239752; Contractor's License #750190.

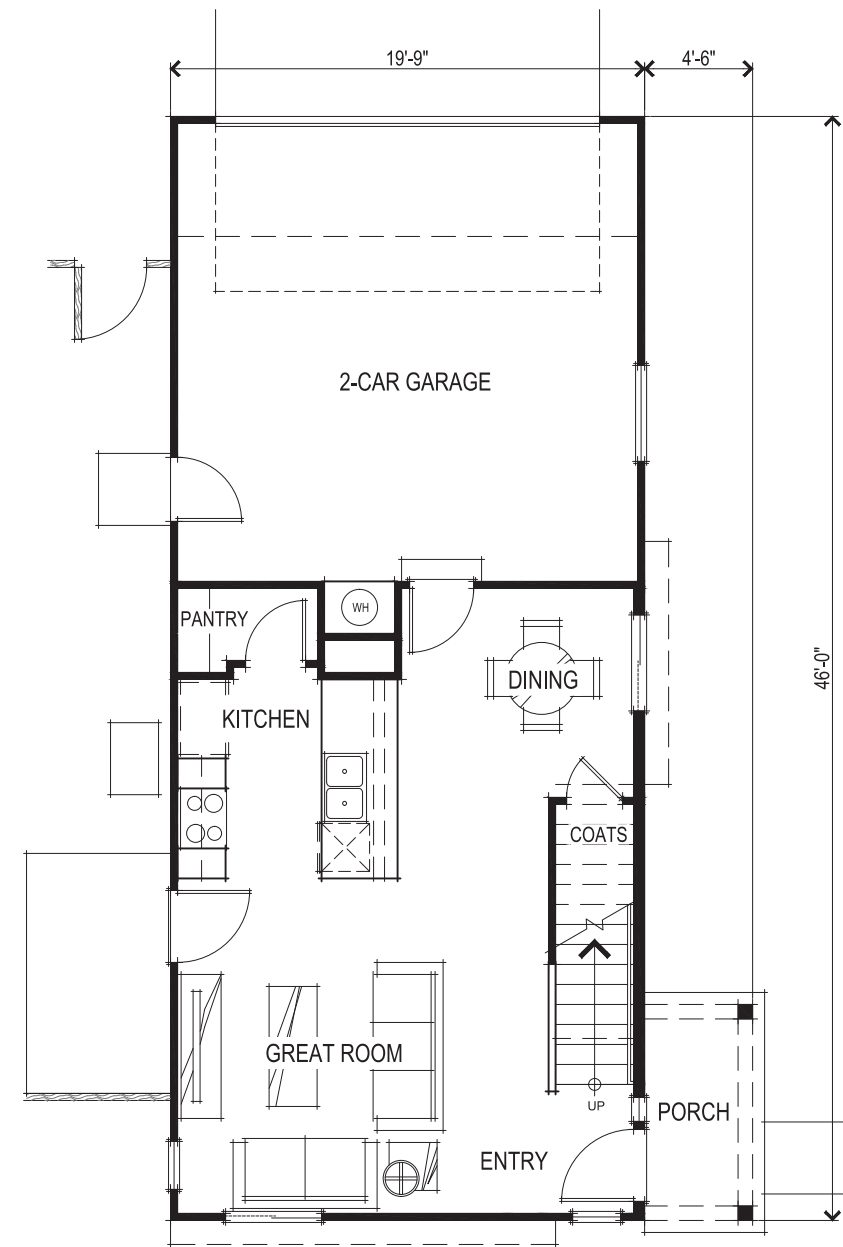
SDG Architects, Inc.
3361 Walnut Blvd, Suite 120
Brentwood, CA 94513
925.634.7000 | sdgarchitectsinc.com



Exhibit B

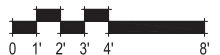


SECOND FLOOR PLAN



FIRST FLOOR PLAN

SQUARE FOOTAGES	
FIRST FLOOR	526 SQ. FT.
SECOND FLOOR	780 SQ. FT.
TOTAL LIVING	1306 SQ. FT.
2-CAR GARAGE	383 SQ. FT.



FLOOR PLANS
A007 PLAN 1306

Balboa
Roseville, CA
October 23, 2020

Express
HOMES
a D.R. Horton Company

2260 DOUGLAS BLVD. SUITE 110
ROSEVILLE, CA 95661
916.297.4461

Home and community information, including pricing, included features, terms, availability and amenities, are subject to change at any time without notice or obligation. Drawings, renderings, square footages, floor plans, elevations, features, colors and sizes are approximate and for illustration purposes only and will vary from the homes as built. Not all features available in all plans. Options and upgrades are available at an additional cost and are subject to construction cut-off dates. See sales agent for complete details. D.R. Horton CA2, Inc.: CalBRE License #01239752; Contractor's License #750190.

SDG Architects, Inc.
3361 Walnut Blvd, Suite 120
Brentwood, CA 94513
925.634.7000 | sdgarchitectsinc.com



Exhibit B



CONC. FLAT TILE ROOFING
 BUILT UP FOAM TRIM
 CEMENT PLASTER FINISH
 BRICK VENEER

PRAIRIE FRONT ELEVATION



CONC. FLAT TILE ROOFING
 1x3 BATTS of SMOOTH HARDIE PANEL
 CEMENT PLASTER FINISH

FARMHOUSE FRONT ELEVATION



CONC. VILLA TILE ROOFING
 DECORATIVE TILE VENT
 CEMENT PLASTER FINISH

MISSION FRONT ELEVATION



CONC. FLAT TILE ROOFING
 CEDARMILL HARDIE LAP SIDING
 CEMENT PLASTER FINISH
 STONE VENEER

CRAFTSMAN FRONT ELEVATION

Balboa
 Roseville, CA
 October 23, 2020



2260 DOUGLAS BLVD. SUITE 110
 ROSEVILLE, CA 95661
 916.297.4461

Home and community information, including pricing, included features, terms, availability and amenities, are subject to change at any time without notice or obligation. Drawings, renderings, square footages, floor plans, elevations, features, colors and sizes are approximate and for illustration purposes only and will vary from the homes as built. Not all features available in all plans. Options and upgrades are available at an additional cost and are subject to construction cut-off dates. See sales agent for complete details. D.R. Horton CA2, Inc.: CalBRE License #01239752; Contractor's License #750190.

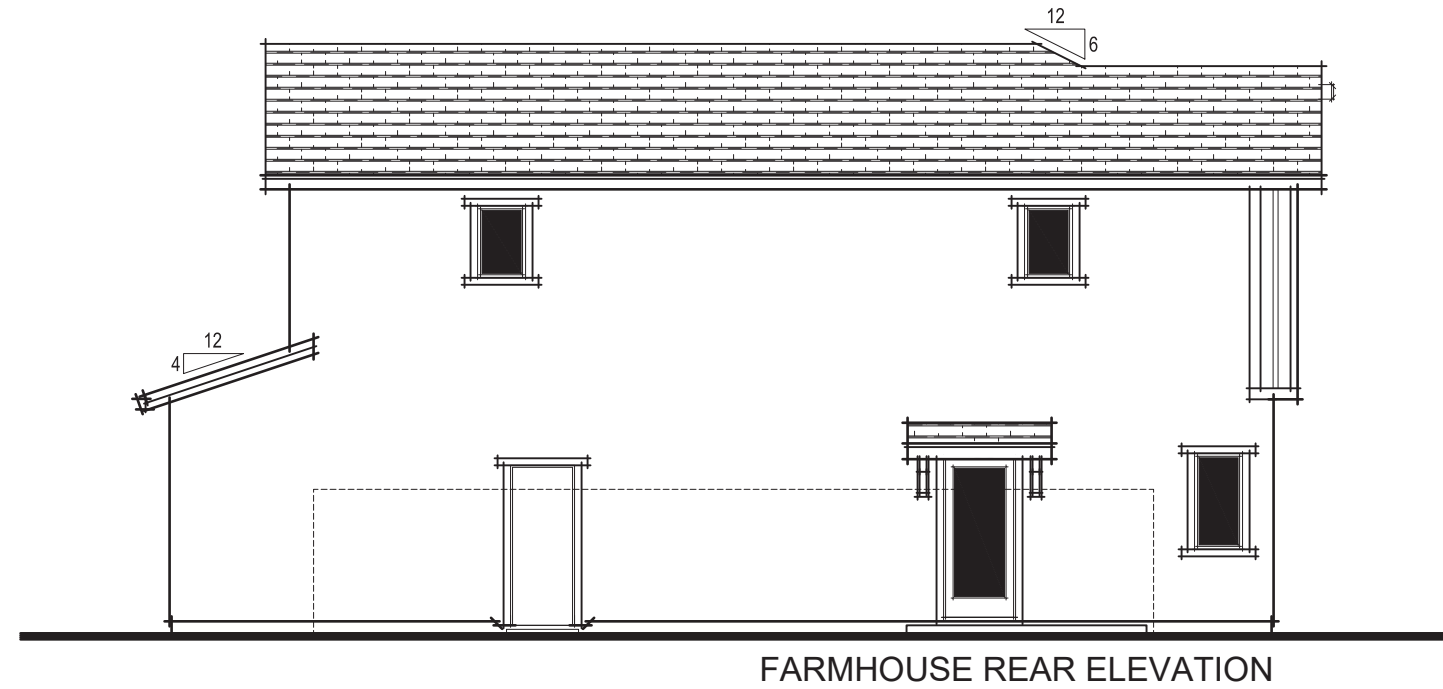
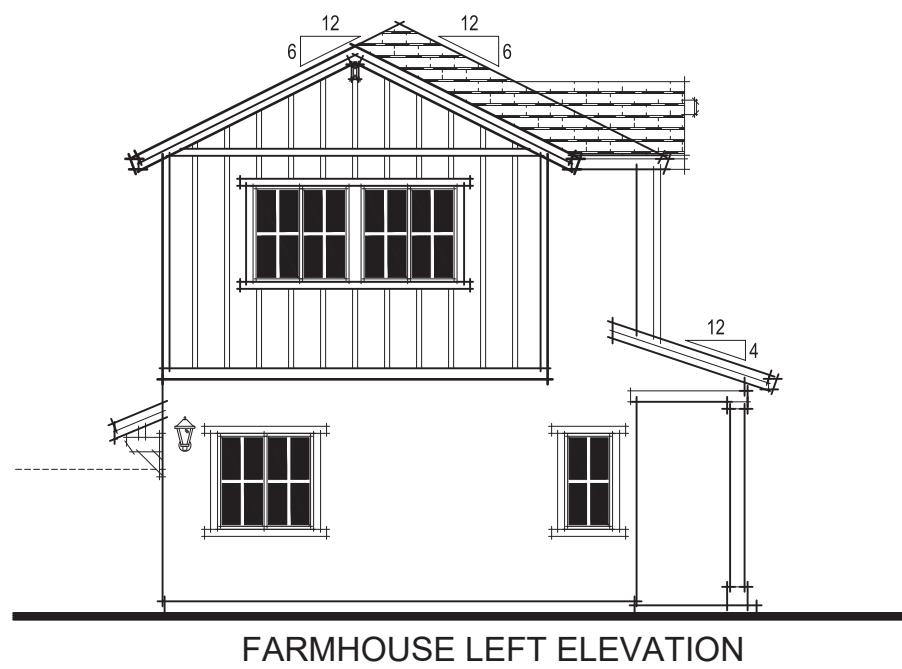
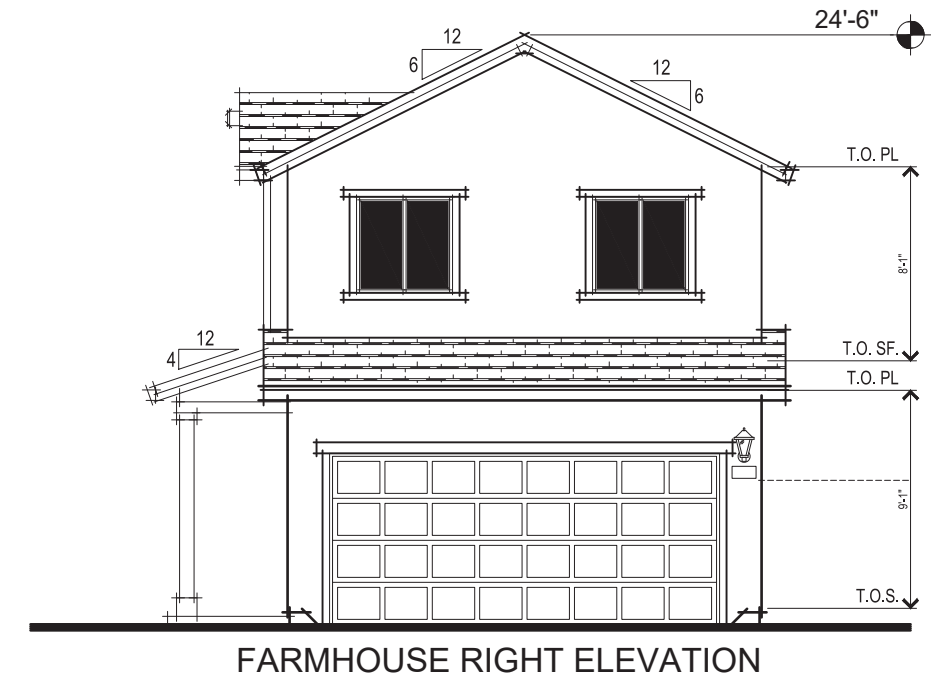
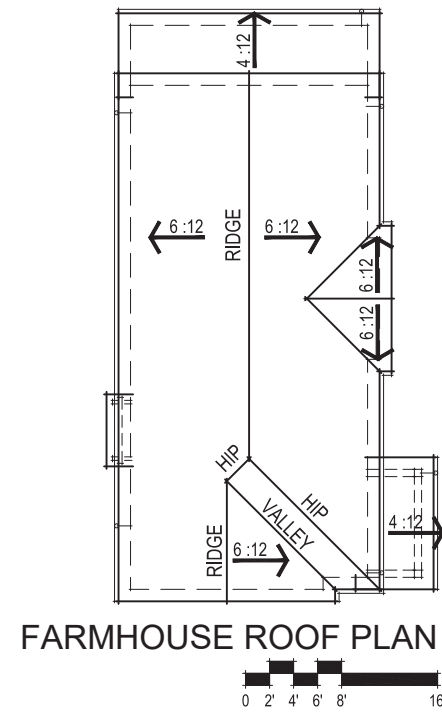


FRONT ELEVATIONS
 A008 PLAN 1306

SDG Architects, Inc.
 3361 Walnut Blvd. Suite 120
 Brentwood, CA 94513
 925.634.7000 | sdgarchitectsinc.com



Exhibit B



Balboa
Roseville, CA
October 23, 2020

Express
HOMES
a D.R. Horton Company

2260 DOUGLAS BLVD. SUITE 110
ROSEVILLE, CA 95661
916.297.4461

Home and community information, including pricing, included features, terms, availability and amenities, are subject to change at any time without notice or obligation. Drawings, renderings, square footages, floor plans, elevations, features, colors and sizes are approximate and for illustration purposes only and will vary from the homes as built. Not all features available in all plans. Options and upgrades are available at an additional cost and are subject to construction cut-off dates. See sales agent for complete details. D.R. Horton CA2, Inc.: CalBRE License #01239752; Contractor's License #750190.

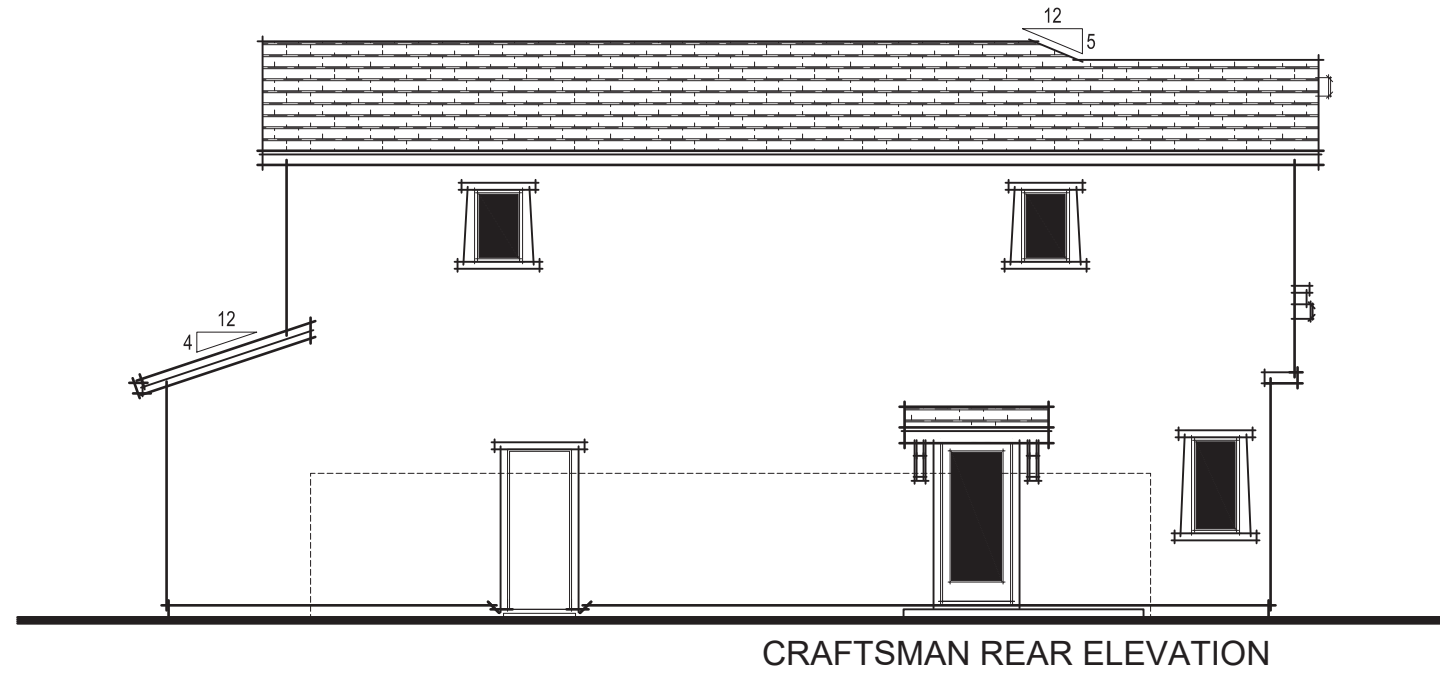
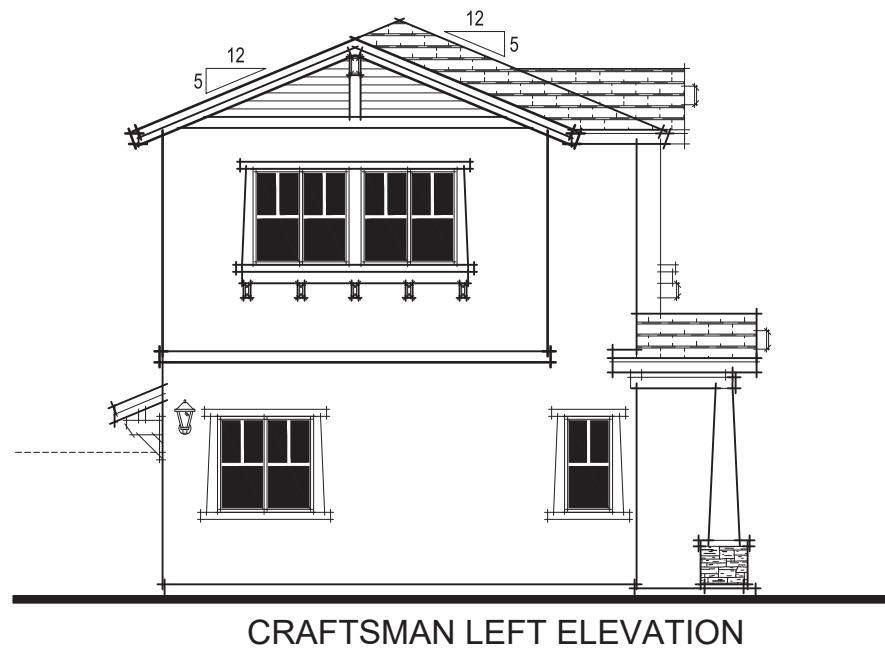
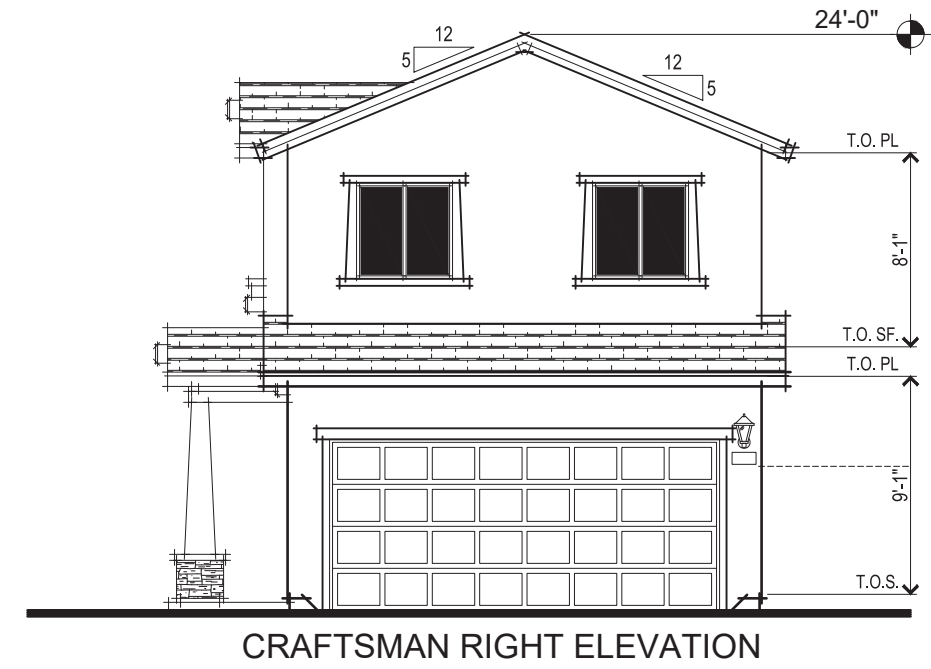
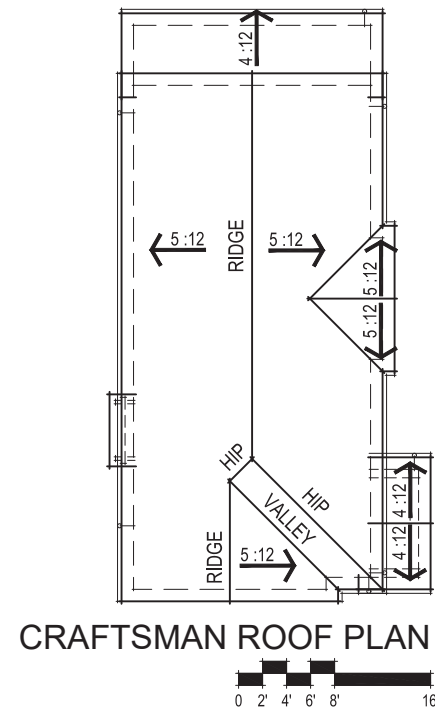
0 1' 2' 3' 4' 8'

FARMHOUSE ELEVATIONS
A009 PLAN 1306

SDG Architects, Inc.
3361 Walnut Blvd, Suite 120
Brentwood, CA 94513
925.634.7000 | sdgarchitectsinc.com

SDG
architects

Exhibit B



Balboa
Roseville, CA
October 23, 2020



2260 DOUGLAS BLVD. SUITE 110
ROSEVILLE, CA 95661
916.297.4461

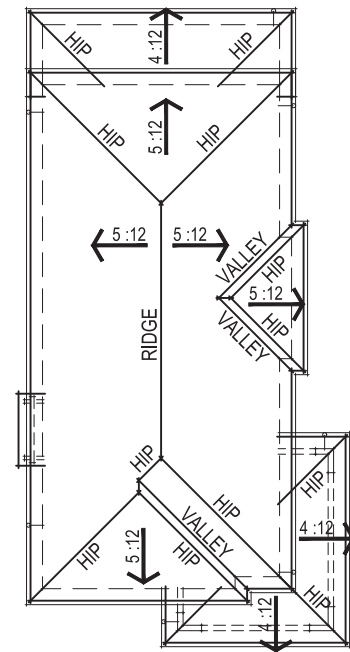
Home and community information, including pricing, included features, terms, availability and amenities, are subject to change at any time without notice or obligation. Drawings, renderings, square footages, floor plans, elevations, features, colors and sizes are approximate and for illustration purposes only and will vary from the homes as built. Not all features available in all plans. Options and upgrades are available at an additional cost and are subject to construction cut-off dates. See sales agent for complete details. D.R. Horton CA2, Inc.: CalBRE License #01239752; Contractor's License #750190.

CRAFTSMAN ELEVATIONS
A010 PLAN 1306

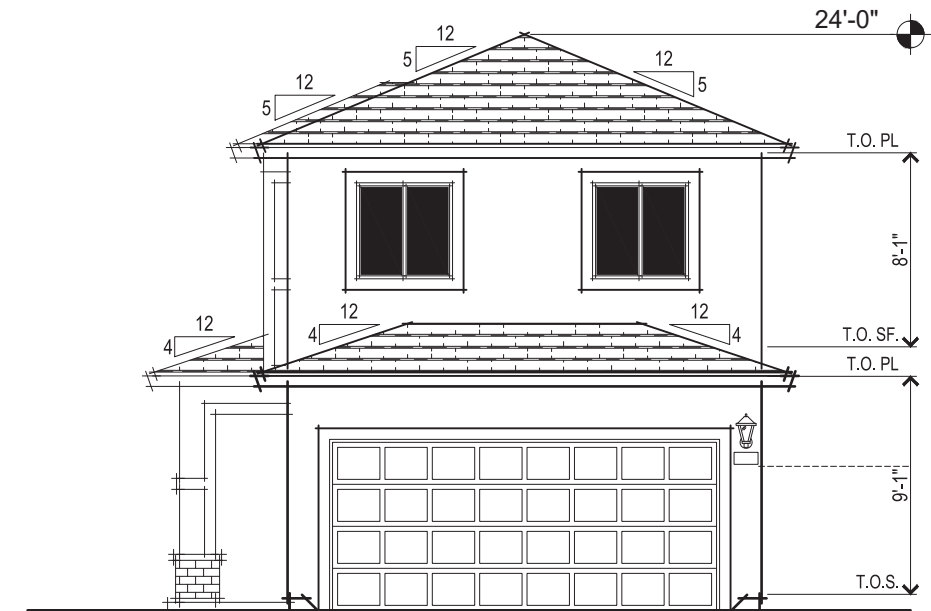
SDG Architects, Inc.
3361 Walnut Blvd, Suite 120
Brentwood, CA 94513
925.634.7000 | sdgarchitectsinc.com



Exhibit B



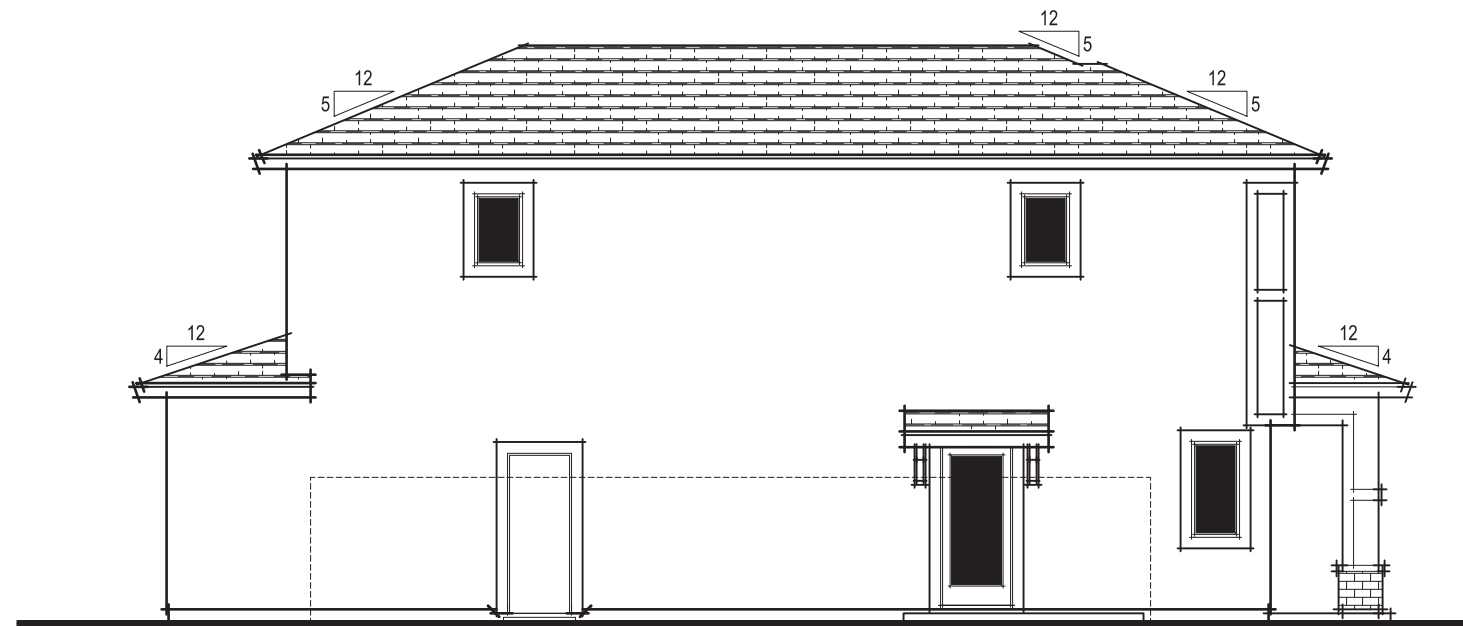
PRAIRIE ROOF PLAN



PRAIRIE RIGHT ELEVATION



PRAIRIE LEFT ELEVATION



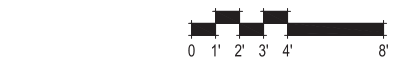
PRAIRIE REAR ELEVATION

Balboa
Roseville, CA
October 23, 2020



2260 DOUGLAS BLVD. SUITE 110
ROSEVILLE, CA 95661
916.297.4461

Home and community information, including pricing, included features, terms, availability and amenities, are subject to change at any time without notice or obligation. Drawings, renderings, square footages, floor plans, elevations, features, colors and sizes are approximate and for illustration purposes only and will vary from the homes as built. Not all features available in all plans. Options and upgrades are available at an additional cost and are subject to construction cut-off dates. See sales agent for complete details. D.R. Horton CA2, Inc.: CalBRE License #01239752; Contractor's License #750190.

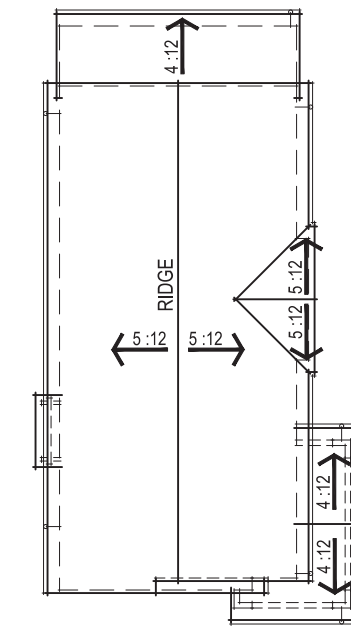


PRAIRIE ELEVATIONS
A011 PLAN 1306

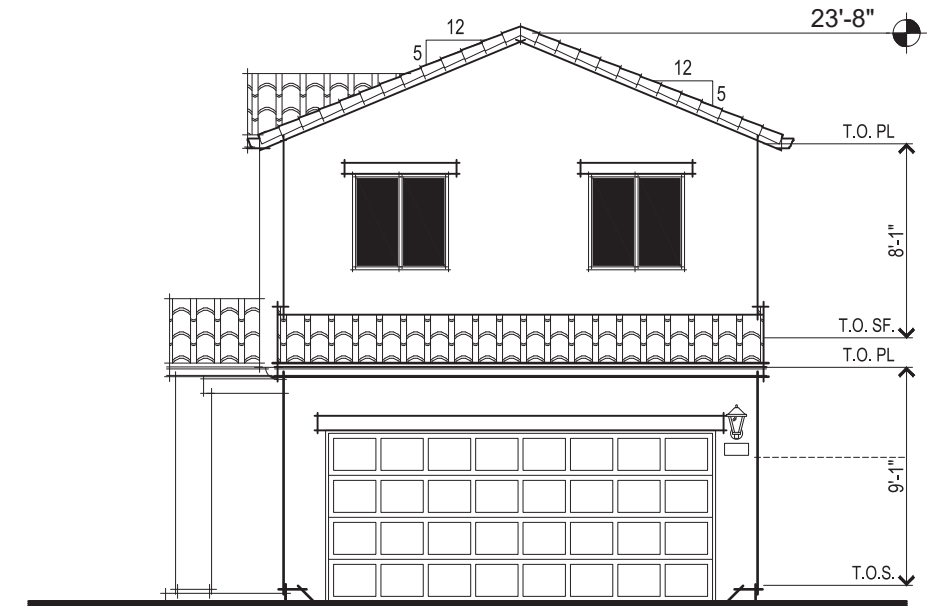
SDG Architects, Inc.
3361 Walnut Blvd, Suite 120
Brentwood, CA 94513
925.634.7000 | sdgarchitectsinc.com



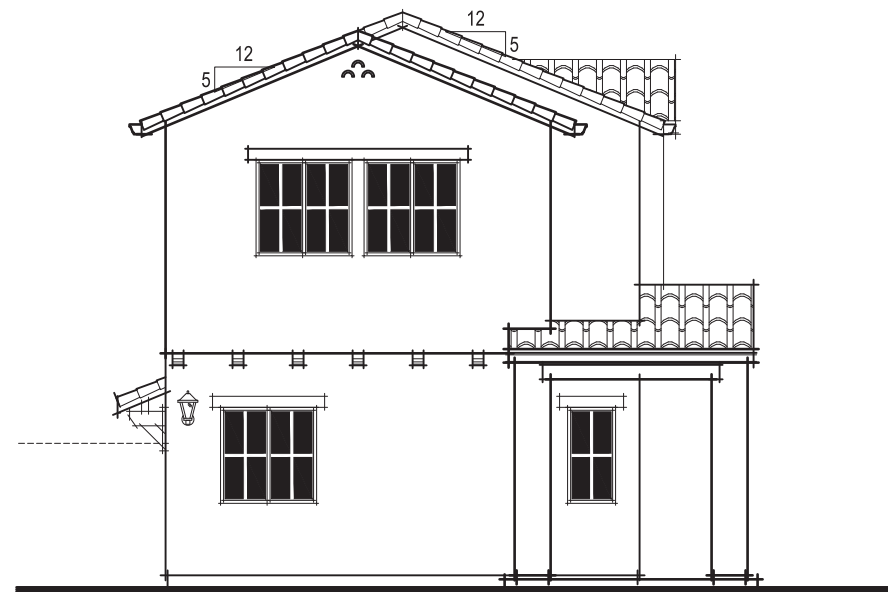
Exhibit B



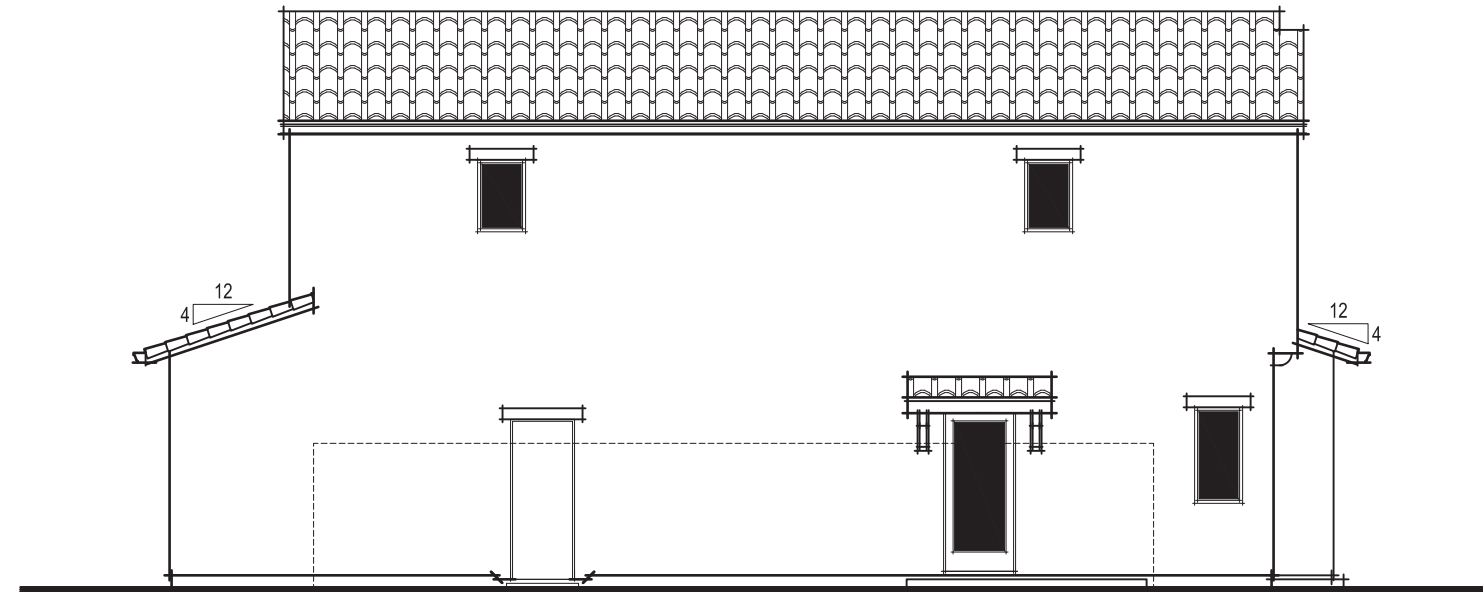
MISSION ROOF PLAN



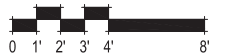
MISSION RIGHT ELEVATION



MISSION LEFT ELEVATION



MISSION REAR ELEVATION



MISSION ELEVATIONS
A012 PLAN 1306

Balboa
Roseville, CA
October 23, 2020

Express
HOMES
a D.R. Horton Company

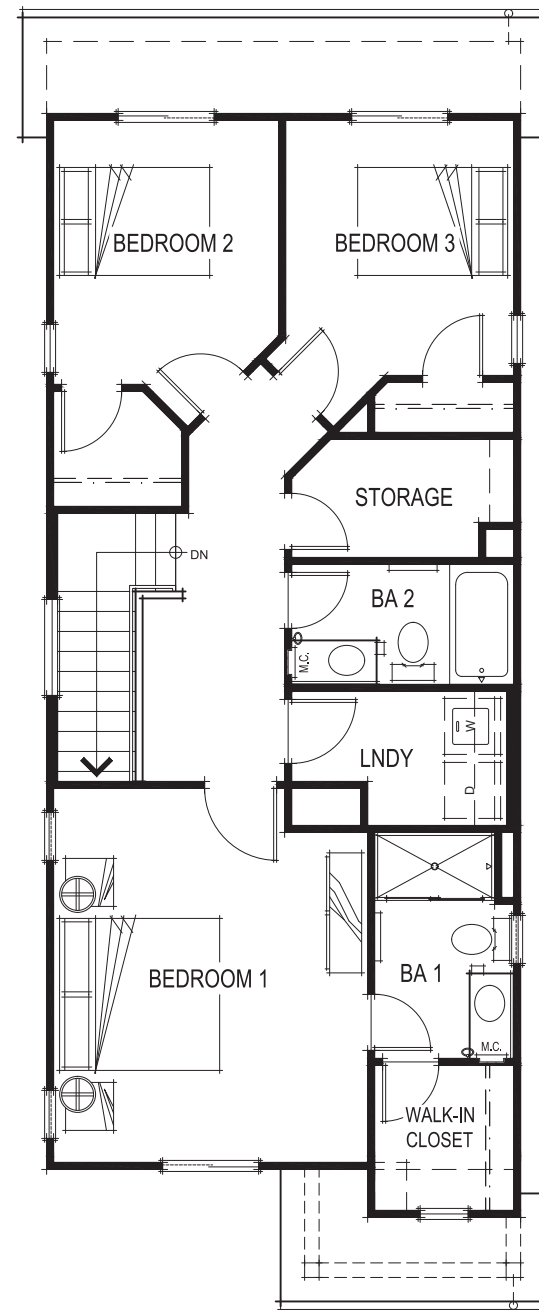
2260 DOUGLAS BLVD. SUITE 110
ROSEVILLE, CA 95661
916.297.4461

Home and community information, including pricing, included features, terms, availability and amenities, are subject to change at any time without notice or obligation. Drawings, renderings, square footages, floor plans, elevations, features, colors and sizes are approximate and for illustration purposes only and will vary from the homes as built. Not all features available in all plans. Options and upgrades are available at an additional cost and are subject to construction cut-off dates. See sales agent for complete details. D.R. Horton CA2, Inc.: CalBRE License #01239752; Contractor's License #750190.

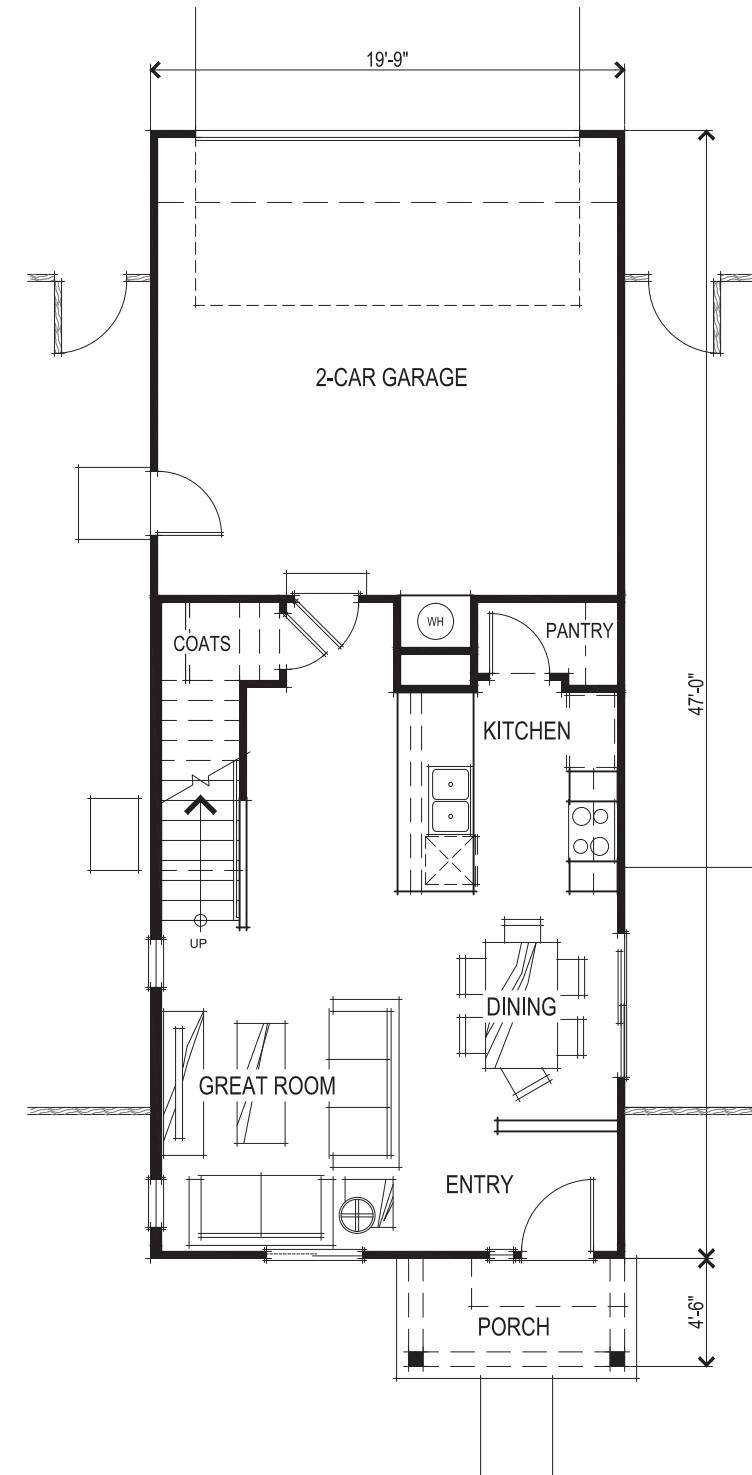
SDG Architects, Inc.
3361 Walnut Blvd, Suite 120
Brentwood, CA 94513
925.634.7000 | sdgarchitectsinc.com



Exhibit B

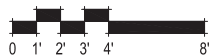


SECOND FLOOR PLAN



FIRST FLOOR PLAN

SQUARE FOOTAGES	
FIRST FLOOR	546 SQ. FT.
SECOND FLOOR	841 SQ. FT.
TOTAL LIVING	1387 SQ. FT.
2-CAR GARAGE	383 SQ. FT.



FLOOR PLANS
A013 PLAN 1387

Balboa
Roseville, CA
October 23, 2020

Express
HOMES
a D.R. Horton Company

2260 DOUGLAS BLVD. SUITE 110
ROSEVILLE, CA 95661
916.297.4461

Home and community information, including pricing, included features, terms, availability and amenities, are subject to change at any time without notice or obligation. Drawings, renderings, square footages, floor plans, elevations, features, colors and sizes are approximate and for illustration purposes only and will vary from the homes as built. Not all features available in all plans. Options and upgrades are available at an additional cost and are subject to construction cut-off dates. See sales agent for complete details. D.R. Horton CA2, Inc.: CalBRE License #01239752; Contractor's License #750190.

SDG Architects, Inc.
3361 Walnut Blvd, Suite 120
Brentwood, CA 94513
925.634.7000 | sdgarchitectsinc.com





PRAIRIE FRONT ELEVATION



FARMHOUSE FRONT ELEVATION



MISSION FRONT ELEVATION



CRAFTSMAN FRONT ELEVATION



FRONT ELEVATIONS
A014 PLAN 1387

Balboa
Roseville, CA
October 23, 2020

Express
HOMES
a D.R. Horton Company

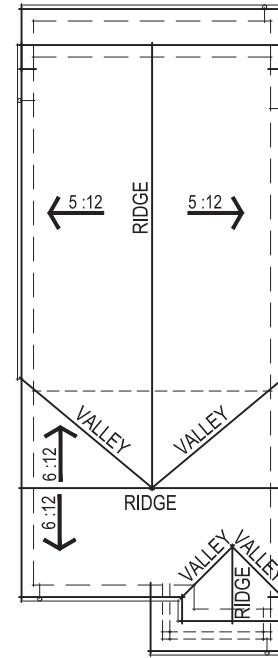
2260 DOUGLAS BLVD. SUITE 110
ROSEVILLE, CA 95661
916.297.4461

Home and community information, including pricing, included features, terms, availability and amenities, are subject to change at any time without notice or obligation. Drawings, renderings, square footages, floor plans, elevations, features, colors and sizes are approximate and for illustration purposes only and will vary from the homes as built. Not all features available in all plans. Options and upgrades are available at an additional cost and are subject to construction cut-off dates. See sales agent for complete details. D.R. Horton CA2, Inc.: CalBRE License #01239752; Contractor's License #750190.

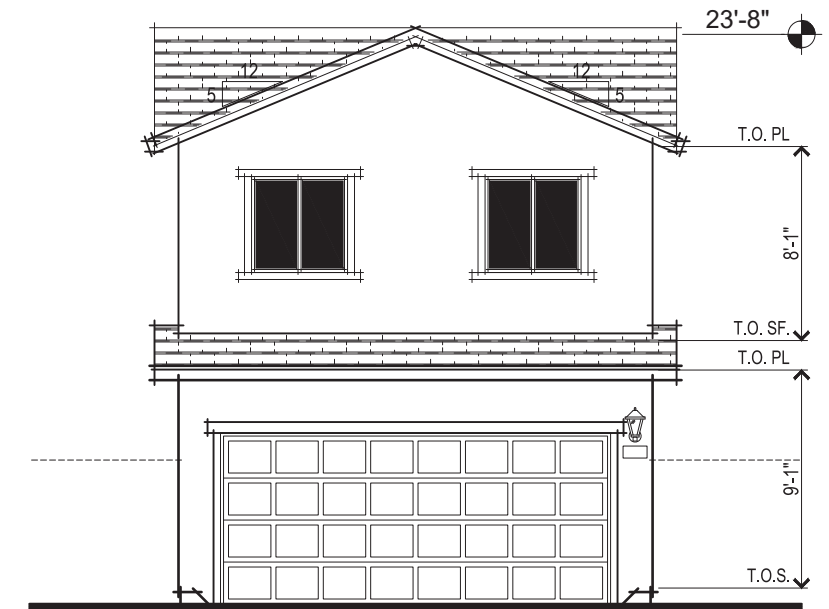
SDG Architects, Inc.
3361 Walnut Blvd. Suite 120
Brentwood, CA 94513
925.634.7000 | sdgarchitectsinc.com



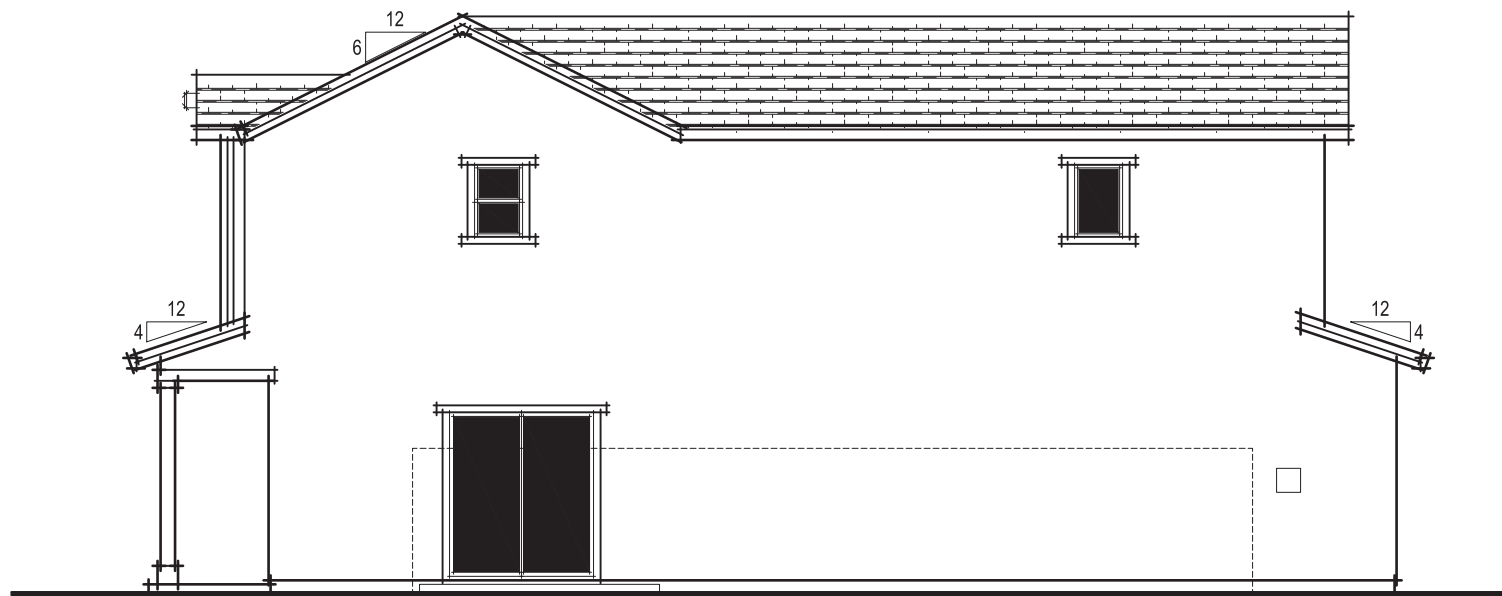
Exhibit B



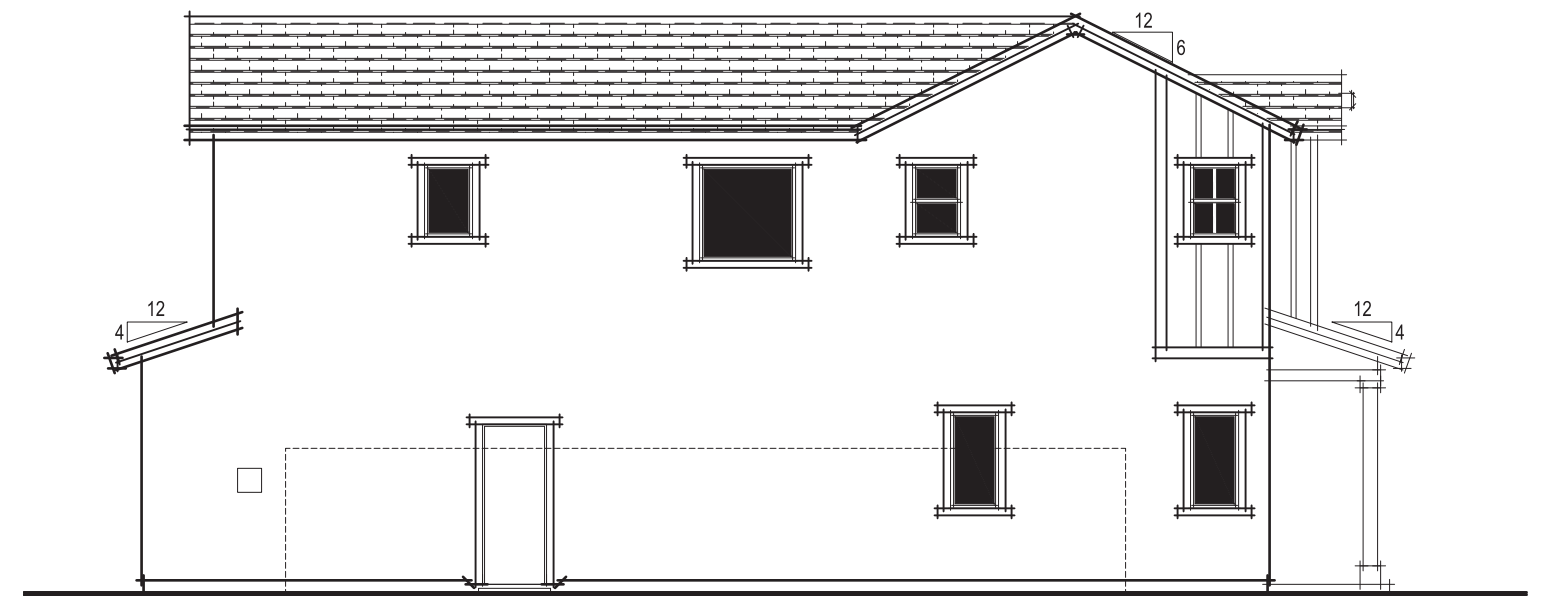
FARMHOUSE ROOF PLAN



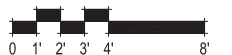
FARMHOUSE REAR ELEVATION



FARMHOUSE RIGHT ELEVATION



FARMHOUSE LEFT ELEVATION



FARMHOUSE ELEVATIONS
A015 PLAN 1387

Balboa
Roseville, CA
October 23, 2020



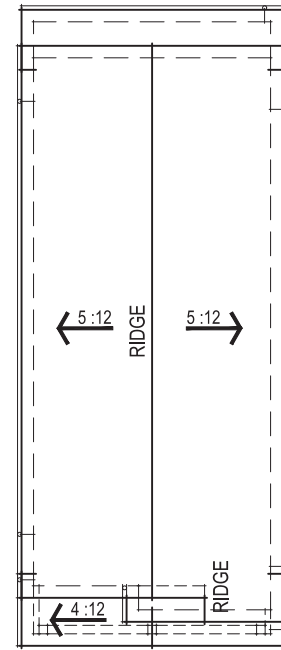
2260 DOUGLAS BLVD. SUITE 110
ROSEVILLE, CA 95661
916.297.4461

Home and community information, including pricing, included features, terms, availability and amenities, are subject to change at any time without notice or obligation. Drawings, renderings, square footages, floor plans, elevations, features, colors and sizes are approximate and for illustration purposes only and will vary from the homes as built. Not all features available in all plans. Options and upgrades are available at an additional cost and are subject to construction cut-off dates. See sales agent for complete details. D.R. Horton CA2, Inc.: CalBRE License #01239752; Contractor's License #750190.

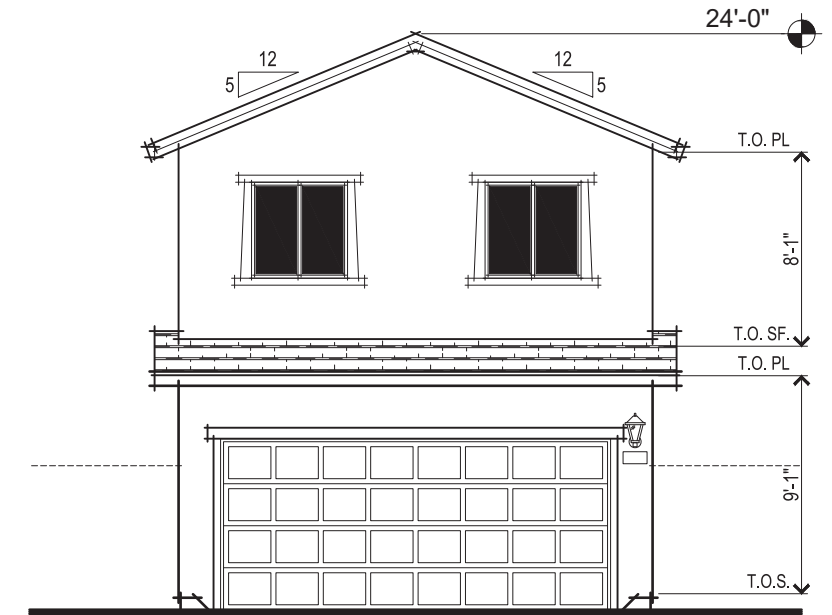
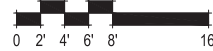
SDG Architects, Inc.
3361 Walnut Blvd. Suite 120
Brentwood, CA 94513
925.634.7000 | sdgarchitectsinc.com



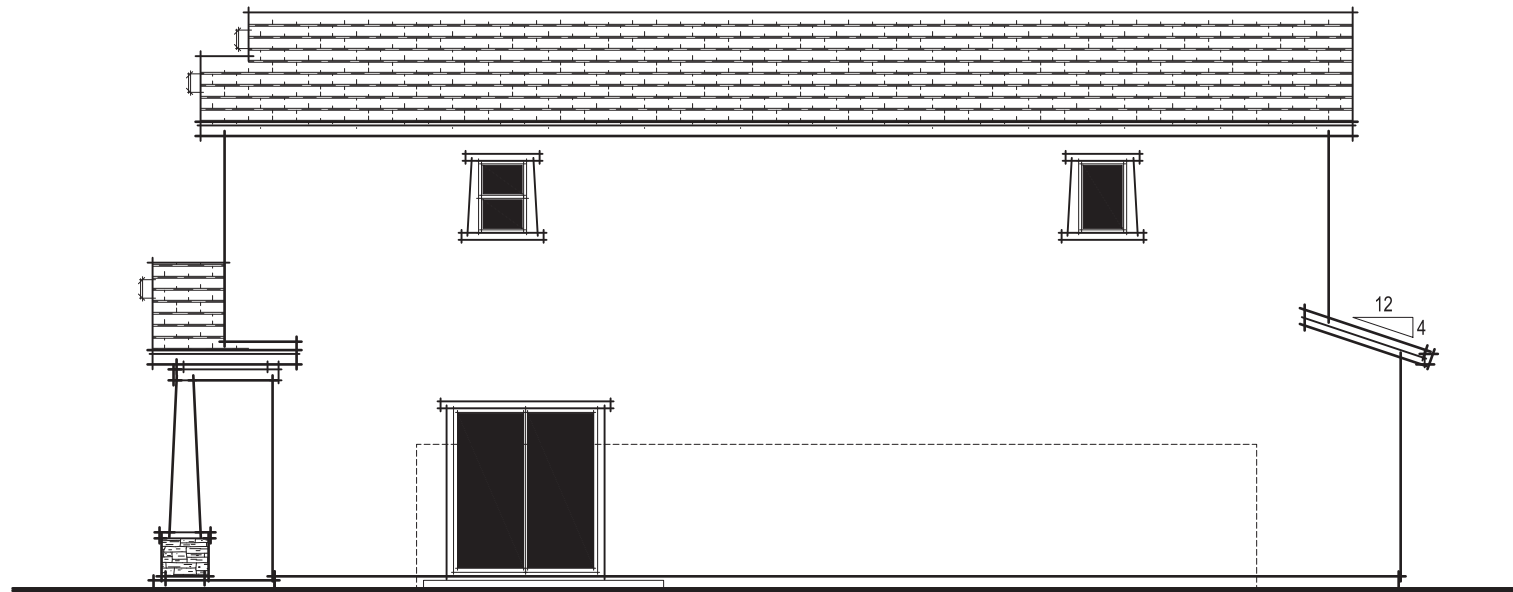
Exhibit B



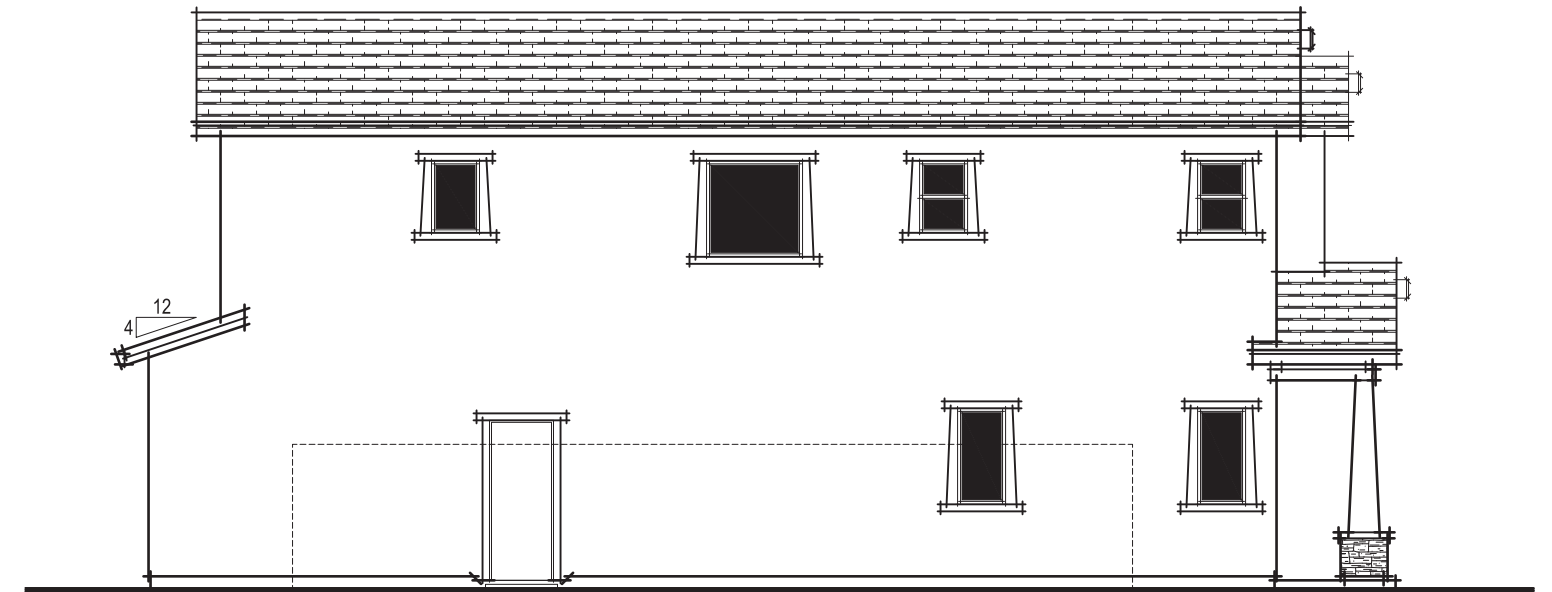
CRAFTSMAN ROOF PLAN



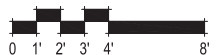
CRAFTSMAN REAR ELEVATION



CRAFTSMAN RIGHT ELEVATION



CRAFTSMAN LEFT ELEVATION



CRAFTSMAN ELEVATIONS

A016 PLAN 1387

Balboa
Roseville, CA
October 23, 2020



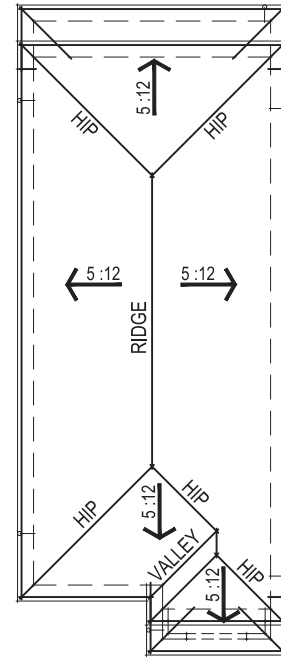
2260 DOUGLAS BLVD. SUITE 110
ROSEVILLE, CA 95661
916.297.4461

Home and community information, including pricing, included features, terms, availability and amenities, are subject to change at any time without notice or obligation. Drawings, renderings, square footages, floor plans, elevations, features, colors and sizes are approximate and for illustration purposes only and will vary from the homes as built. Not all features available in all plans. Options and upgrades are available at an additional cost and are subject to construction cut-off dates. See sales agent for complete details. D.R. Horton CA2, Inc.: CalBRE License #01239752; Contractor's License #750190.

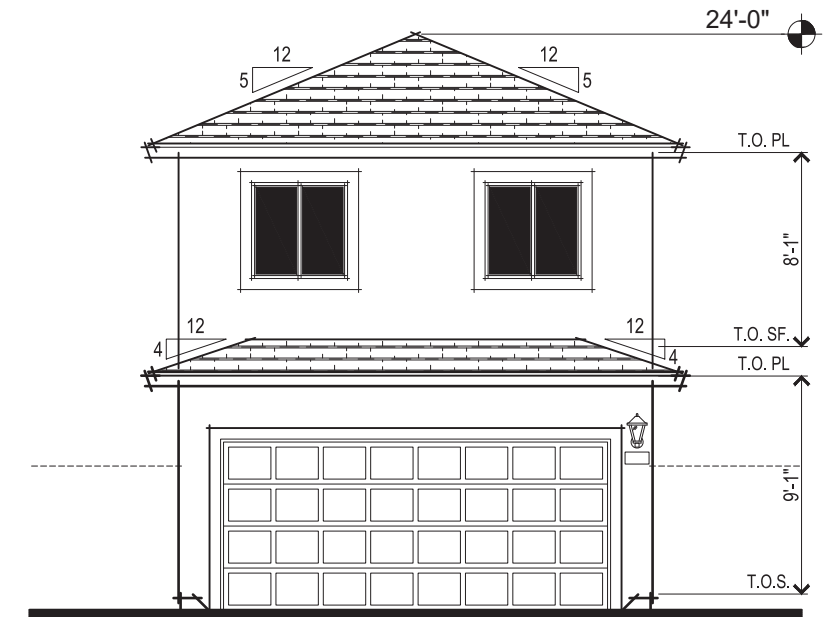
SDG Architects, Inc.
3361 Walnut Blvd, Suite 120
Brentwood, CA 94513
925.634.7000 | sdgarchitectsinc.com



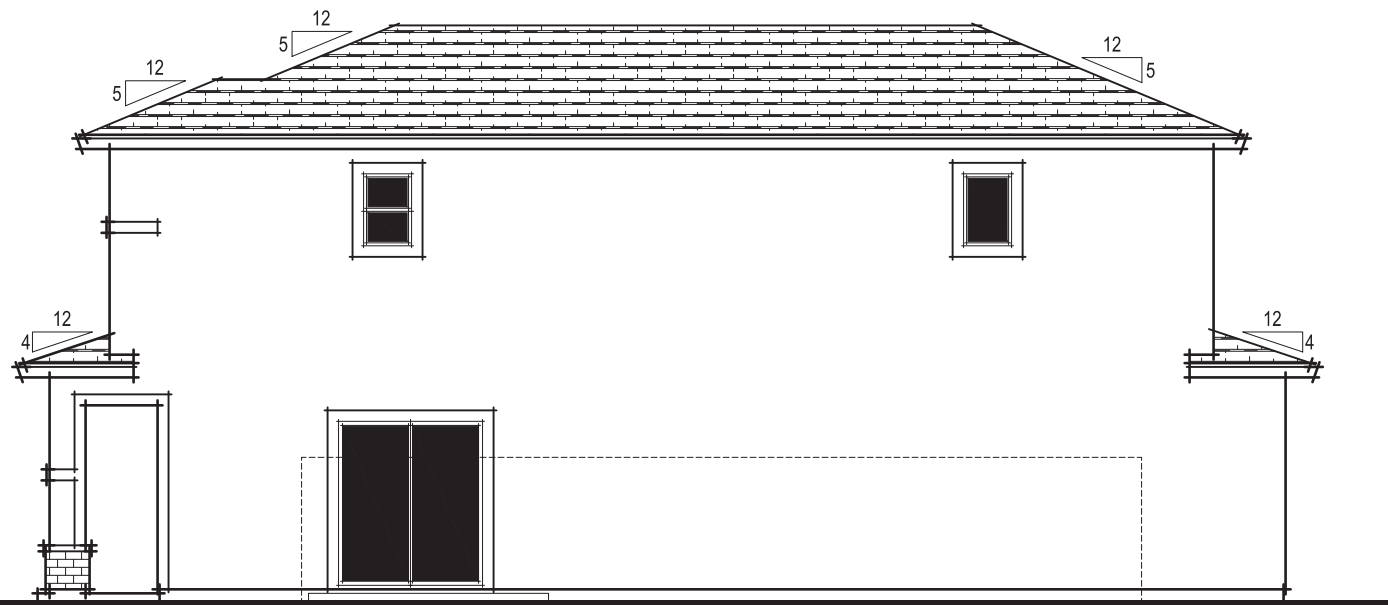
Exhibit B



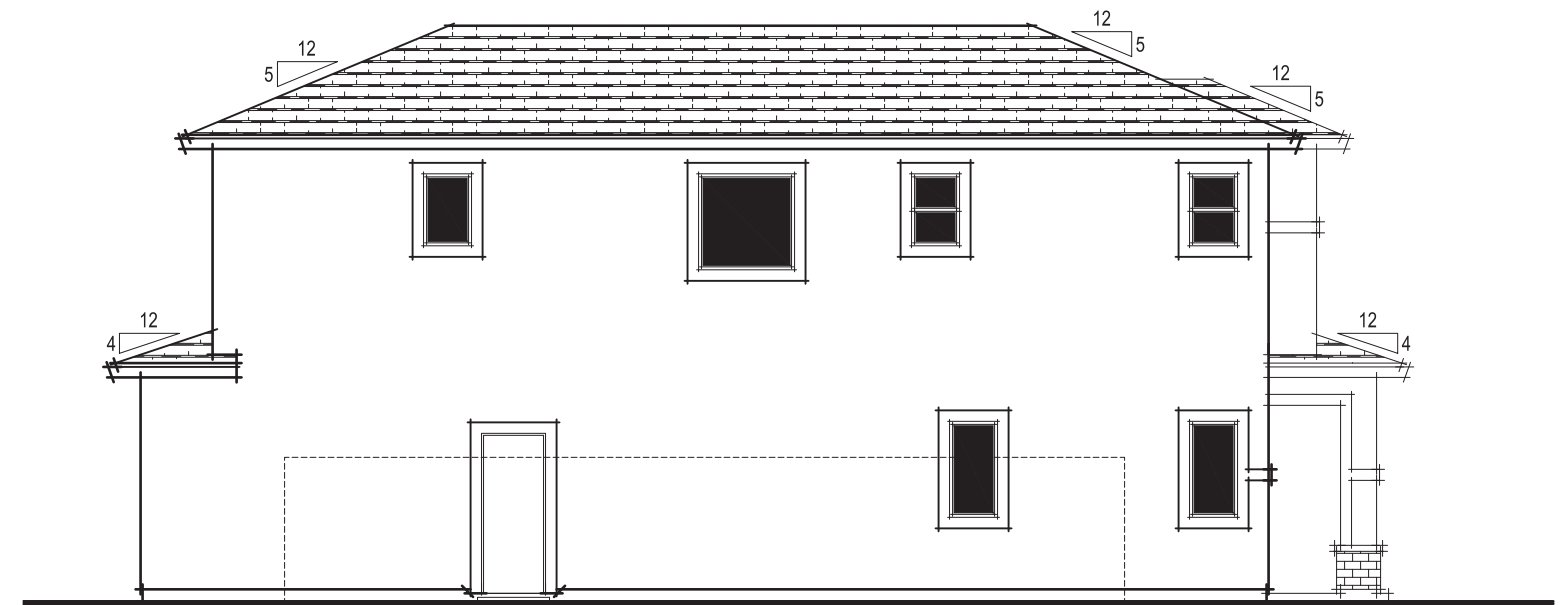
PRAIRIE ROOF PLAN



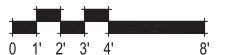
PRAIRIE REAR ELEVATION



PRAIRIE RIGHT ELEVATION



PRAIRIE LEFT ELEVATION



PRAIRIE ELEVATIONS
A017 PLAN 1387

Balboa
Roseville, CA
October 23, 2020

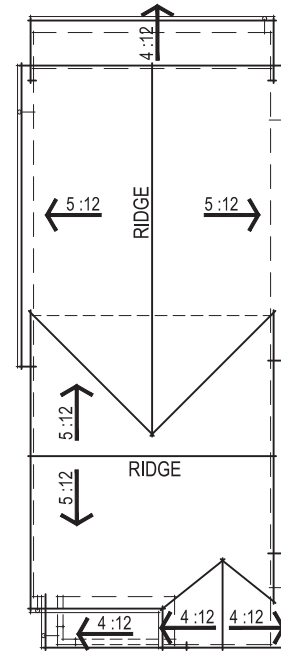
Express
HOMES
a D.R. Horton Company

2260 DOUGLAS BLVD. SUITE 110
ROSEVILLE, CA 95661
916.297.4461

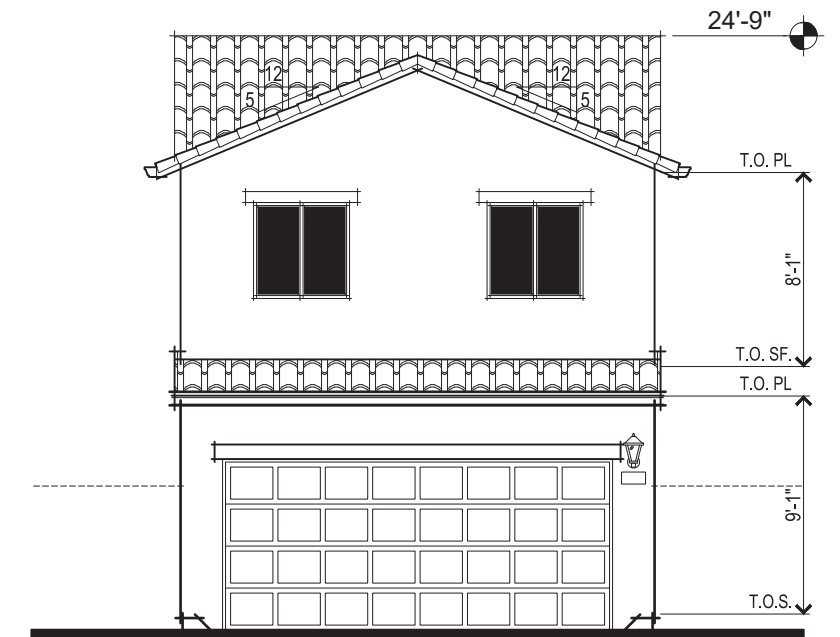
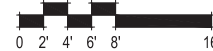
Home and community information, including pricing, included features, terms, availability and amenities, are subject to change at any time without notice or obligation. Drawings, renderings, square footages, floor plans, elevations, features, colors and sizes are approximate and for illustration purposes only and will vary from the homes as built. Not all features available in all plans. Options and upgrades are available at an additional cost and are subject to construction cut-off dates. See sales agent for complete details. D.R. Horton CA2, Inc.: CalBRE License #01239752; Contractor's License #750190.

SDG Architects, Inc.
3361 Walnut Blvd. Suite 120
Brentwood, CA 94513
925.634.7000 | sdgarchitectsinc.com

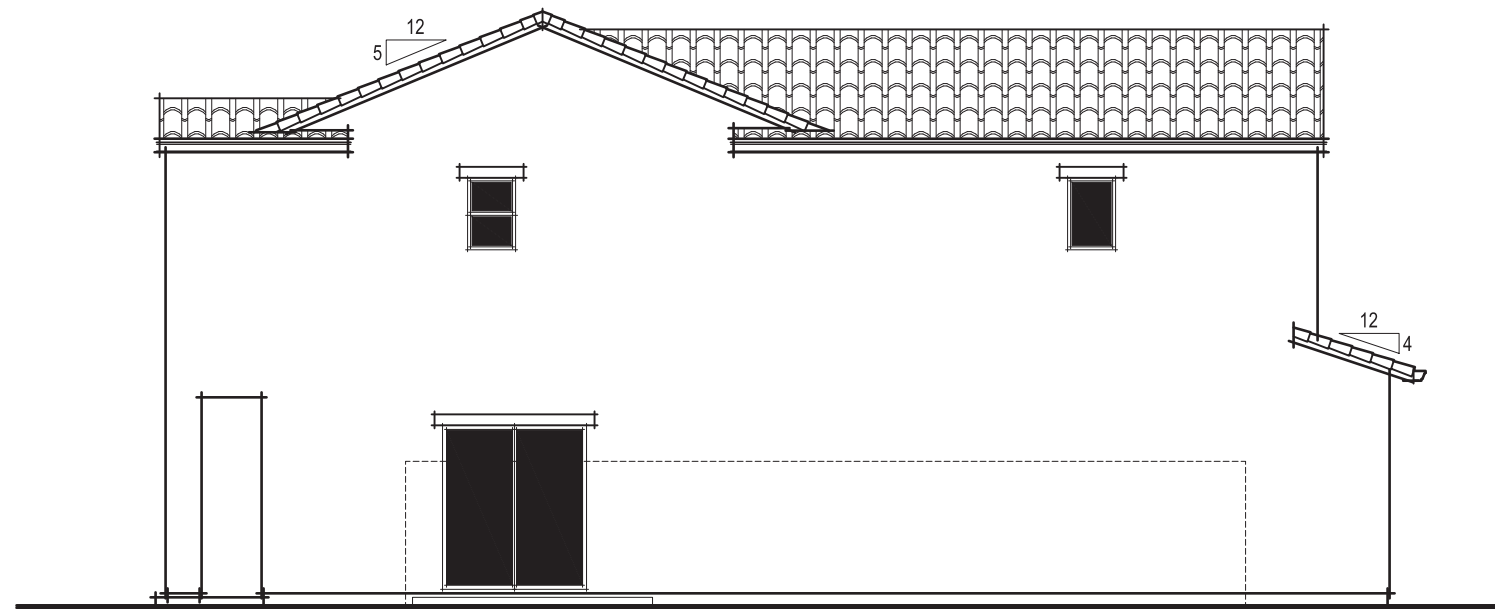
Exhibit B



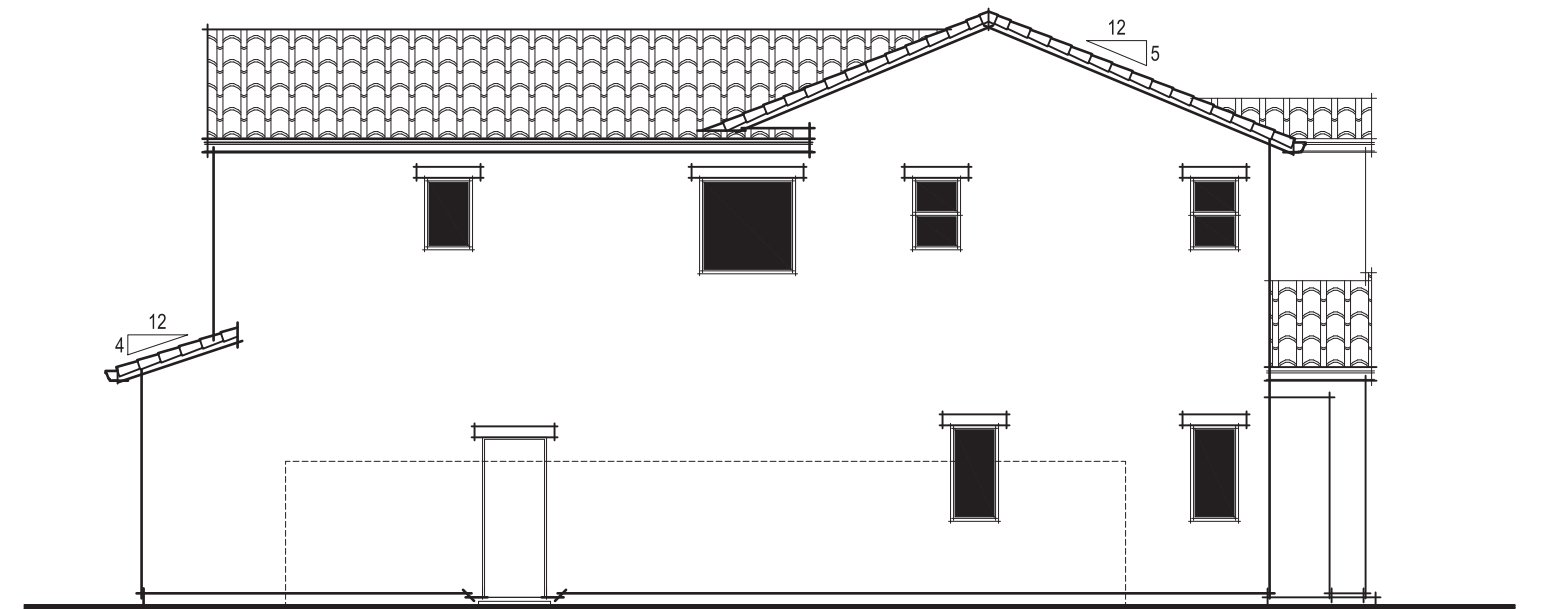
MISSION ROOF PLAN



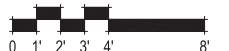
MISSION REAR ELEVATION



MISSION RIGHT ELEVATION



MISSION LEFT ELEVATION



MISSION ELEVATIONS
A018 PLAN 1387

Balboa
Roseville, CA
October 23, 2020

Express
HOMES
a D.R. Horton Company

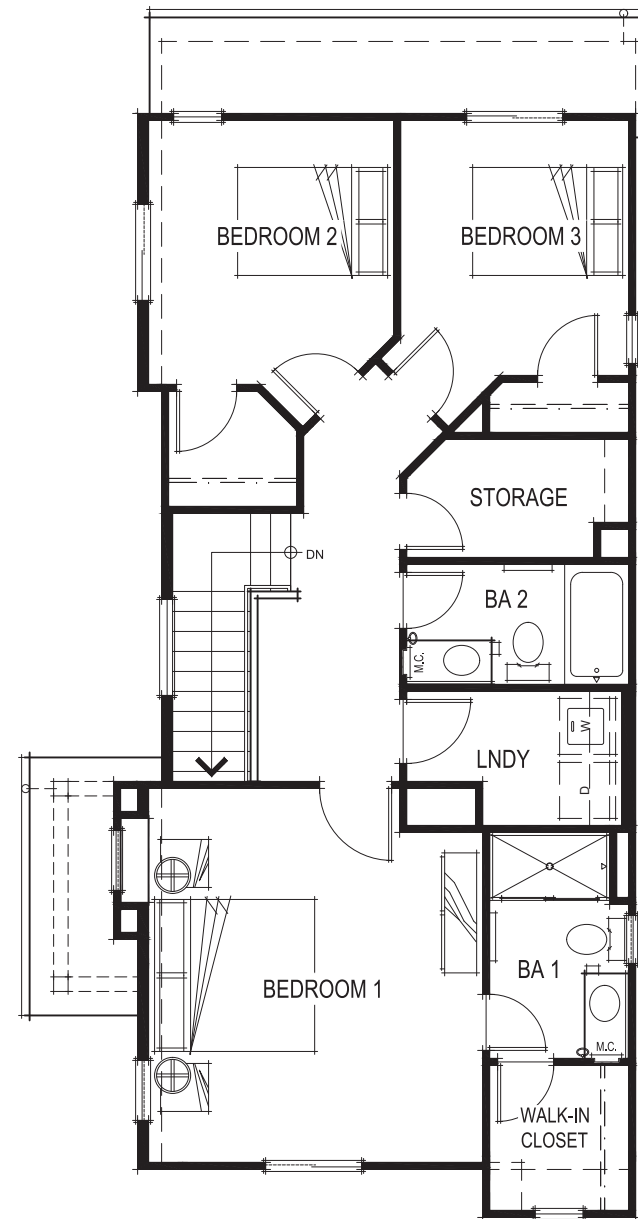
2260 DOUGLAS BLVD. SUITE 110
ROSEVILLE, CA 95661
916.297.4461

Home and community information, including pricing, included features, terms, availability and amenities, are subject to change at any time without notice or obligation. Drawings, renderings, square footages, floor plans, elevations, features, colors and sizes are approximate and for illustration purposes only and will vary from the homes as built. Not all features available in all plans. Options and upgrades are available at an additional cost and are subject to construction cut-off dates. See sales agent for complete details. D.R. Horton CA2, Inc.: CalBRE License #01239752; Contractor's License #750190.

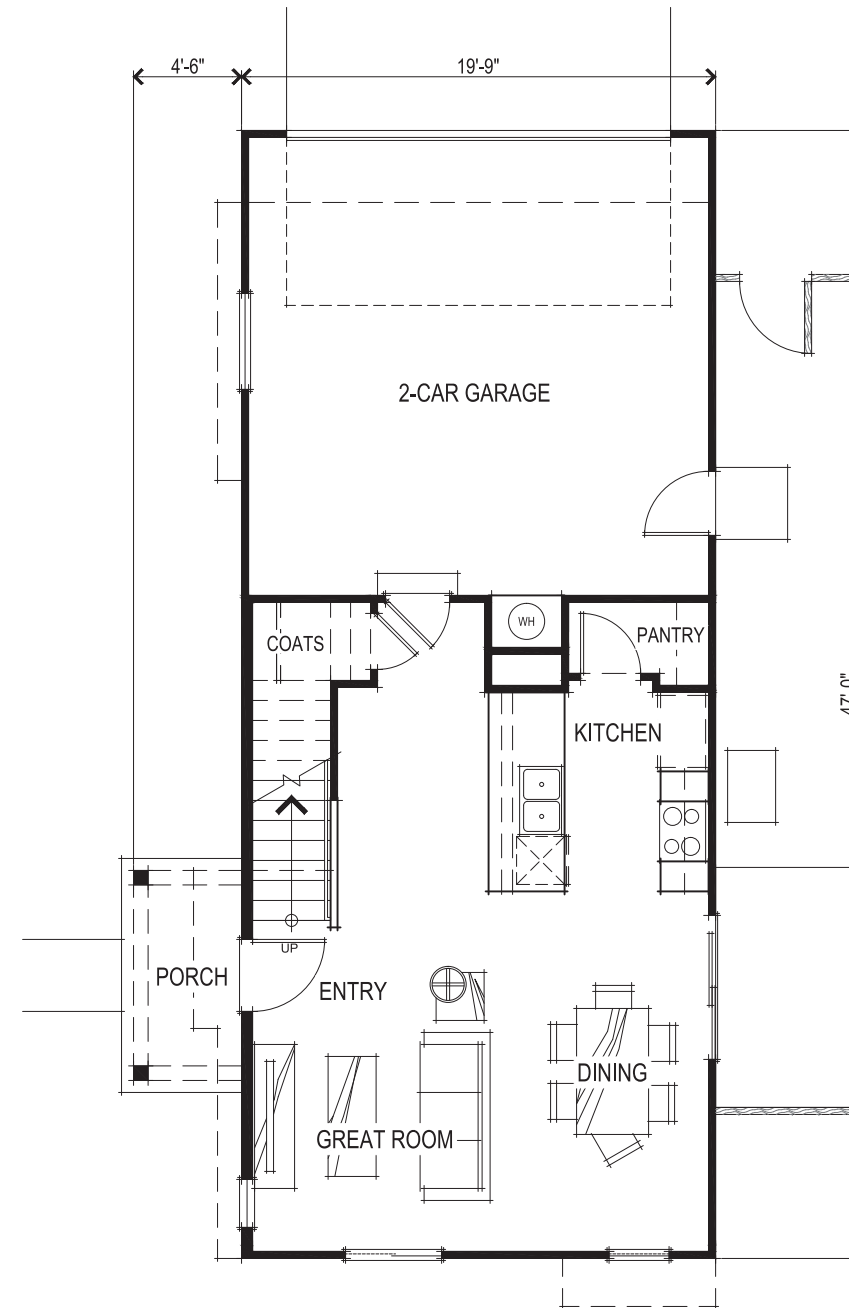
SDG Architects, Inc.
3361 Walnut Blvd, Suite 120
Brentwood, CA 94513
925.634.7000 | sdgarchitectsinc.com



Exhibit B

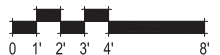


SECOND FLOOR PLAN



FIRST FLOOR PLAN

SQUARE FOOTAGES	
FIRST FLOOR	546 SQ. FT.
SECOND FLOOR	869 SQ. FT.
TOTAL LIVING	1415 SQ. FT.
2-CAR GARAGE	383 SQ. FT.



FLOOR PLANS
A019 PLAN 1415

Balboa
Roseville, CA
October 23, 2020

Express
HOMES
a D.R. Horton Company

2260 DOUGLAS BLVD. SUITE 110
ROSEVILLE, CA 95661
916.297.4461

Home and community information, including pricing, included features, terms, availability and amenities, are subject to change at any time without notice or obligation. Drawings, renderings, square footages, floor plans, elevations, features, colors and sizes are approximate and for illustration purposes only and will vary from the homes as built. Not all features available in all plans. Options and upgrades are available at an additional cost and are subject to construction cut-off dates. See sales agent for complete details. D.R. Horton CA2, Inc.: CalBRE License #01239752; Contractor's License #750190.

SDG Architects, Inc.
3361 Walnut Blvd, Suite 120
Brentwood, CA 94513
925.634.7000 | sdgarchitectsinc.com



Exhibit B



PRAIRIE FRONT ELEVATION



FARMHOUSE FRONT ELEVATION



MISSION FRONT ELEVATION



CRAFTSMAN FRONT ELEVATION

Balboa
Roseville, CA
October 23, 2020



2260 DOUGLAS BLVD. SUITE 110
ROSEVILLE, CA 95661
916.297.4461

Home and community information, including pricing, included features, terms, availability and amenities, are subject to change at any time without notice or obligation. Drawings, renderings, square footages, floor plans, elevations, features, colors and sizes are approximate and for illustration purposes only and will vary from the homes as built. Not all features available in all plans. Options and upgrades are available at an additional cost and are subject to construction cut-off dates. See sales agent for complete details. D.R. Horton CA2, Inc.: CalBRE License #01239752; Contractor's License #750190.

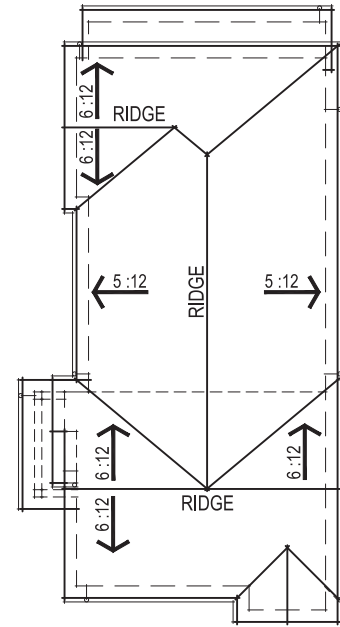


FRONT ELEVATIONS
A020 PLAN 1415

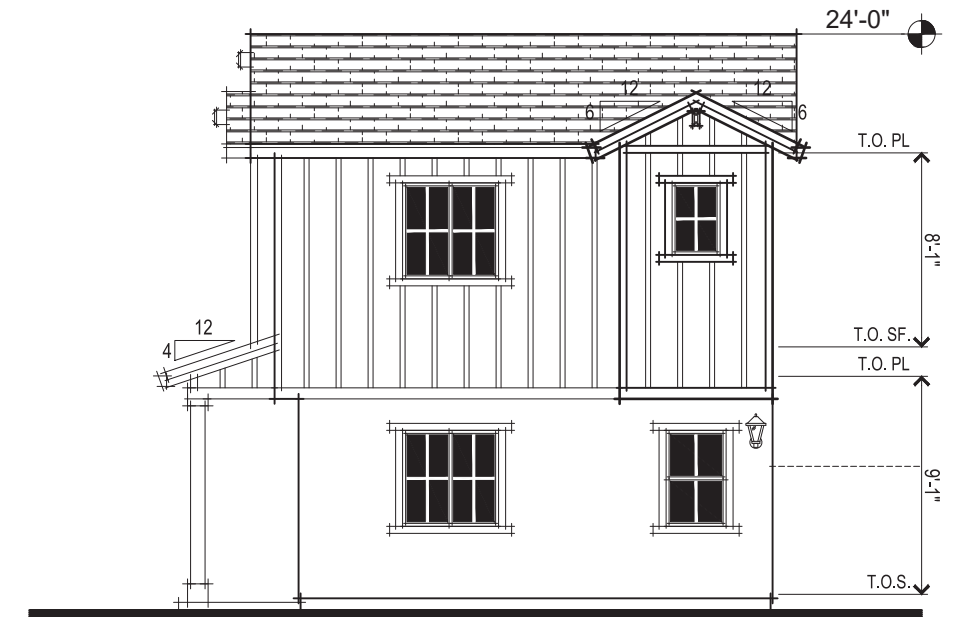
SDG Architects, Inc.
3361 Walnut Blvd. Suite 120
Brentwood, CA 94513
925.634.7000 | sdgarchitectsinc.com



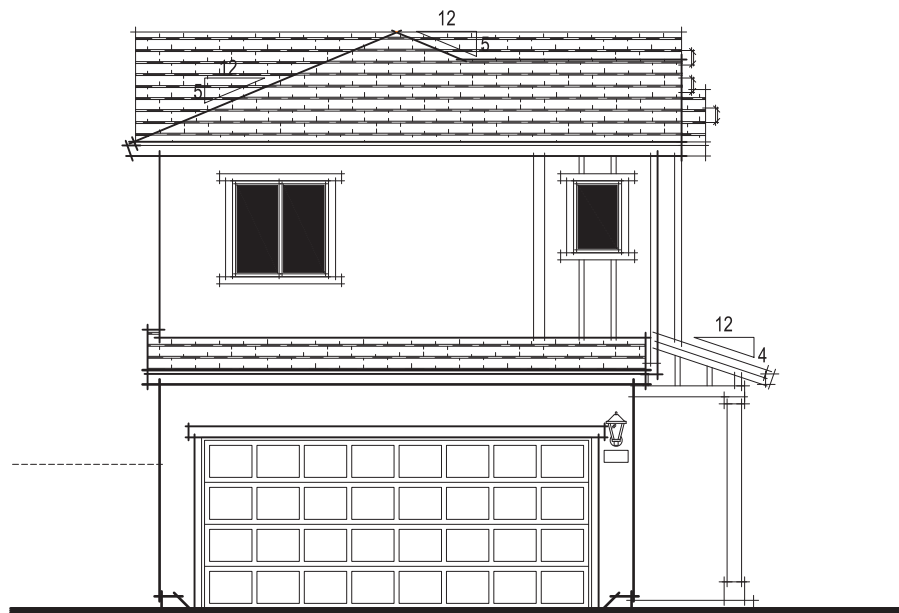
Exhibit B



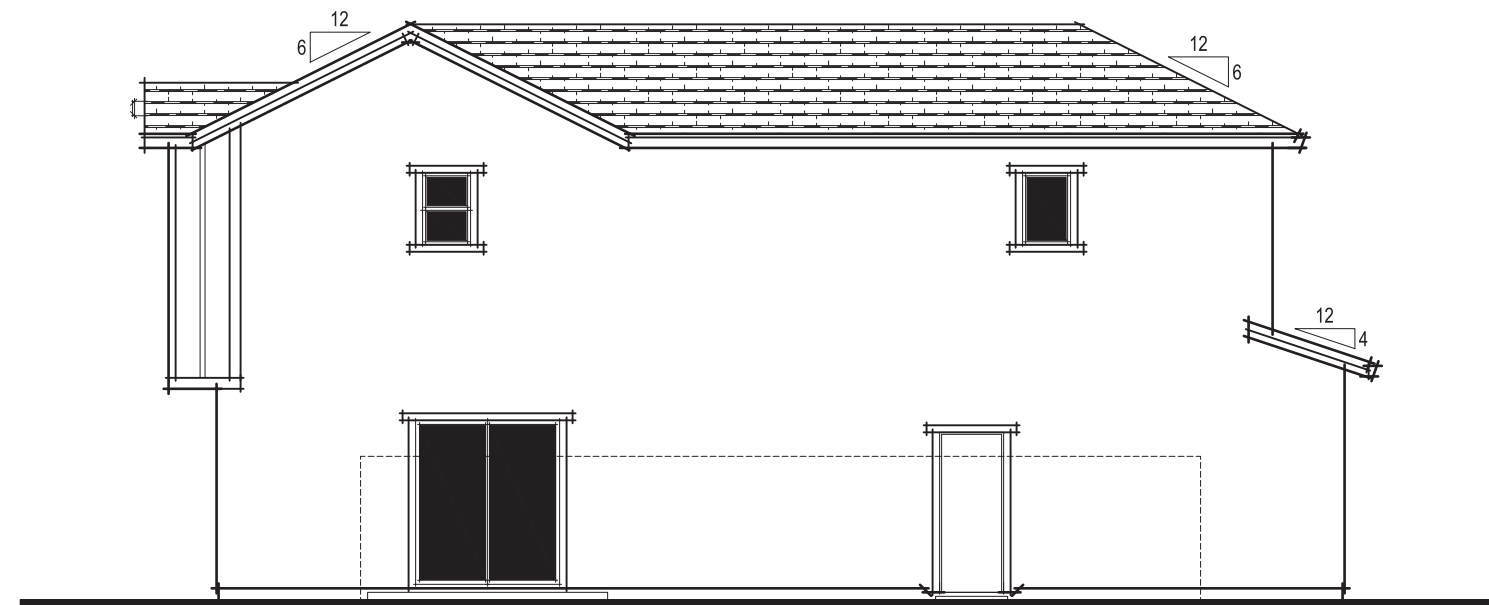
FARMHOUSE ROOF PLAN



FARMHOUSE RIGHT ELEVATION



FARMHOUSE LEFT ELEVATION



FARMHOUSE REAR ELEVATION

Balboa
Roseville, CA
October 23, 2020



2260 DOUGLAS BLVD. SUITE 110
ROSEVILLE, CA 95661
916.297.4461

Home and community information, including pricing, included features, terms, availability and amenities, are subject to change at any time without notice or obligation. Drawings, renderings, square footages, floor plans, elevations, features, colors and sizes are approximate and for illustration purposes only and will vary from the homes as built. Not all features available in all plans. Options and upgrades are available at an additional cost and are subject to construction cut-off dates. See sales agent for complete details. D.R. Horton CA2, Inc.: CalBRE License #01239752; Contractor's License #750190.

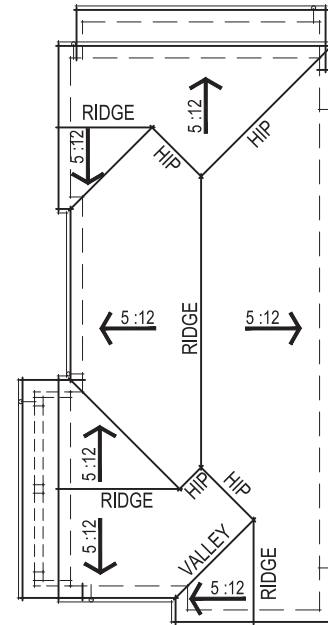


FARMHOUSE ELEVATIONS
A021 PLAN 1415

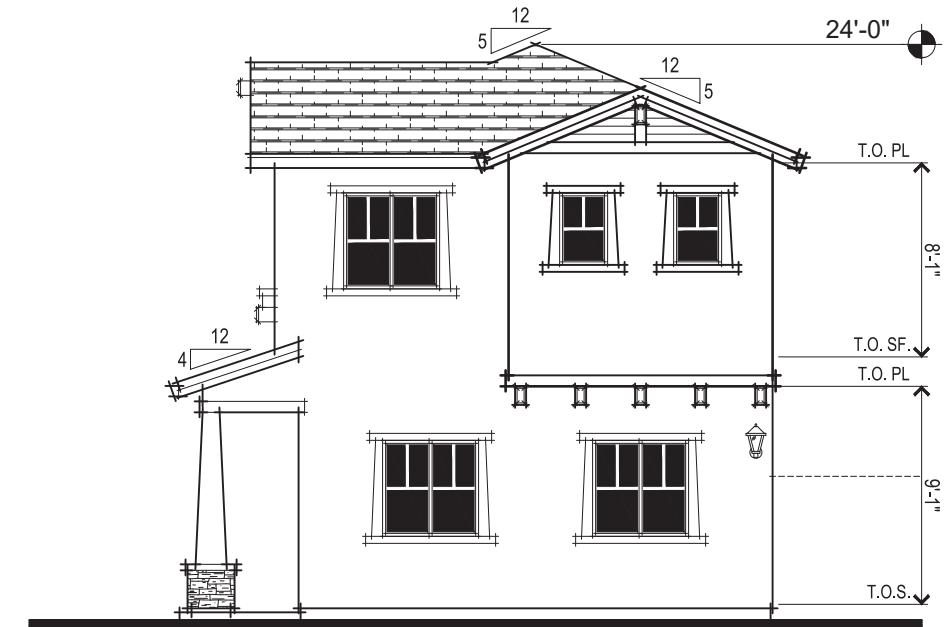
SDG Architects, Inc.
3361 Walnut Blvd, Suite 120
Brentwood, CA 94513
925.634.7000 | sdgarchitectsinc.com



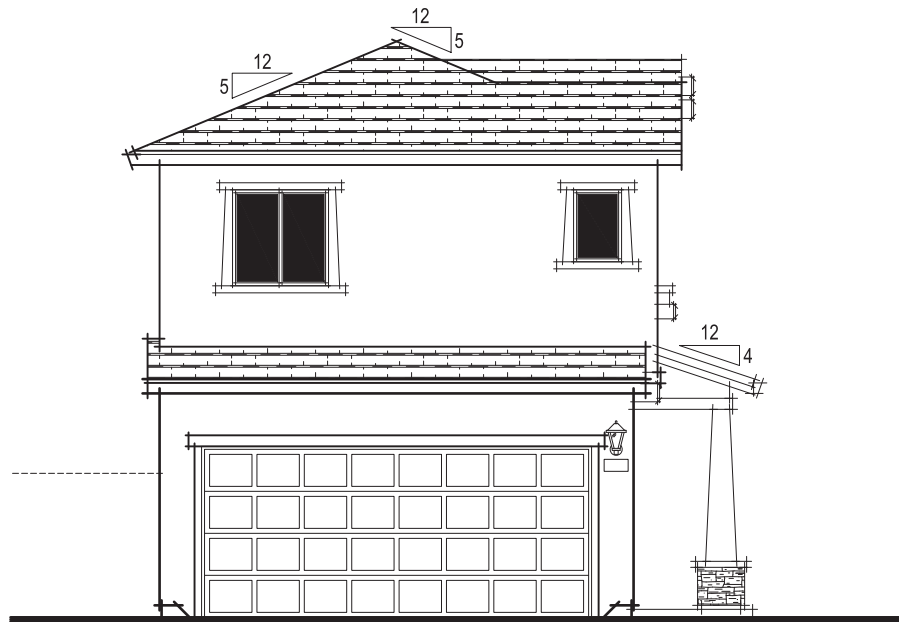
Exhibit B



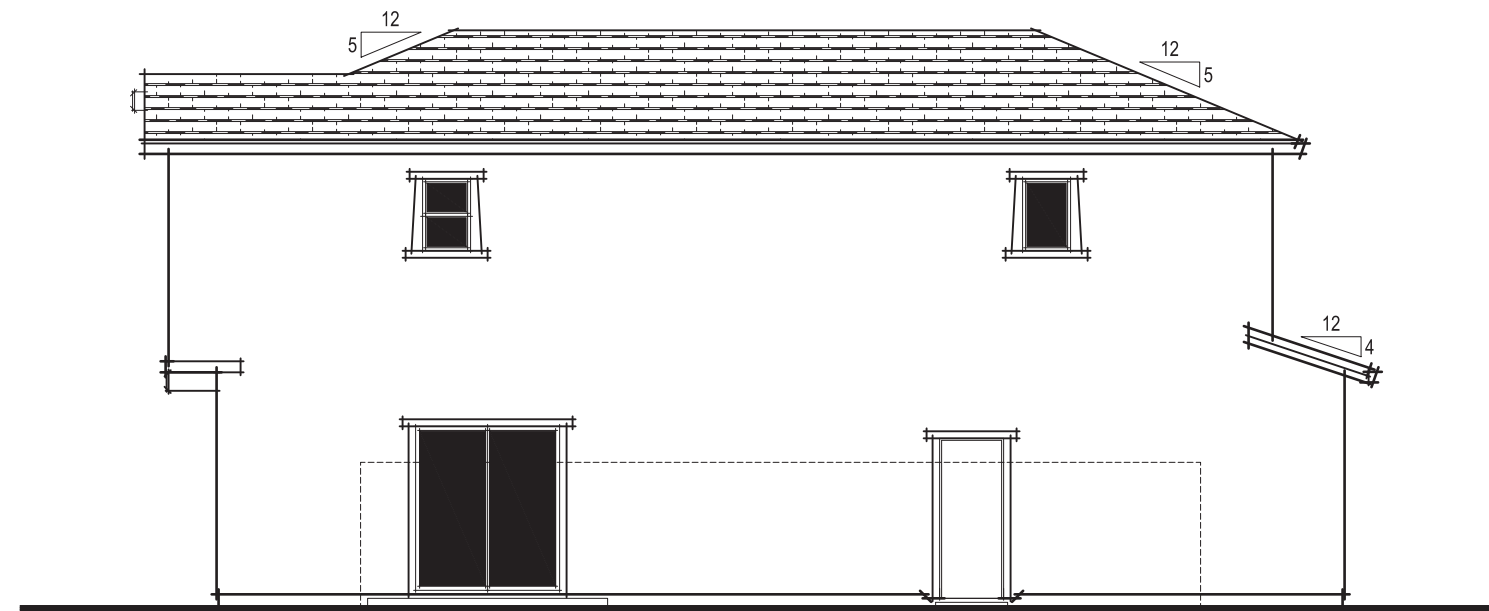
CRAFTSMAN ROOF PLAN



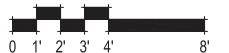
CRAFTSMAN RIGHT ELEVATION



CRAFTSMAN LEFT ELEVATION



CRAFTSMAN REAR ELEVATION



CRAFTSMAN ELEVATIONS
A022 PLAN 1415

Balboa
Roseville, CA
October 23, 2020

Express
HOMES
a D.R. Horton Company

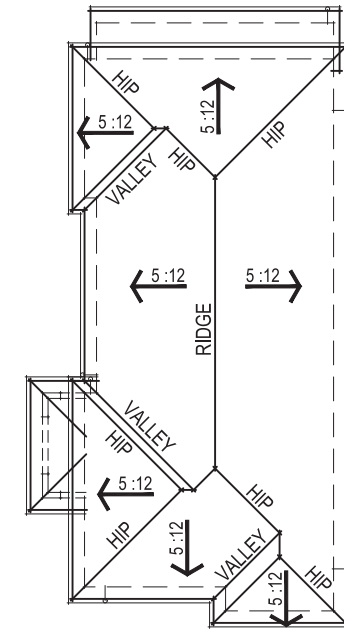
2260 DOUGLAS BLVD. SUITE 110
ROSEVILLE, CA 95661
916.297.4461

Home and community information, including pricing, included features, terms, availability and amenities, are subject to change at any time without notice or obligation. Drawings, renderings, square footages, floor plans, elevations, features, colors and sizes are approximate and for illustration purposes only and will vary from the homes as built. Not all features available in all plans. Options and upgrades are available at an additional cost and are subject to construction cut-off dates. See sales agent for complete details. D.R. Horton CA2, Inc.: CalBRE License #01239752; Contractor's License #750190.

SDG Architects, Inc.
3361 Walnut Blvd. Suite 120
Brentwood, CA 94513
925.634.7000 | sdgarchitectsinc.com



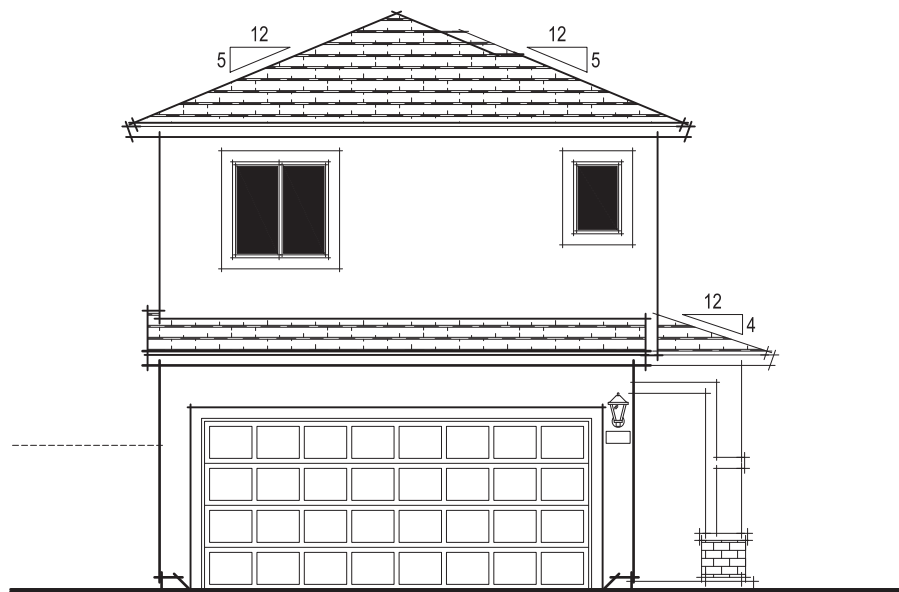
Exhibit B



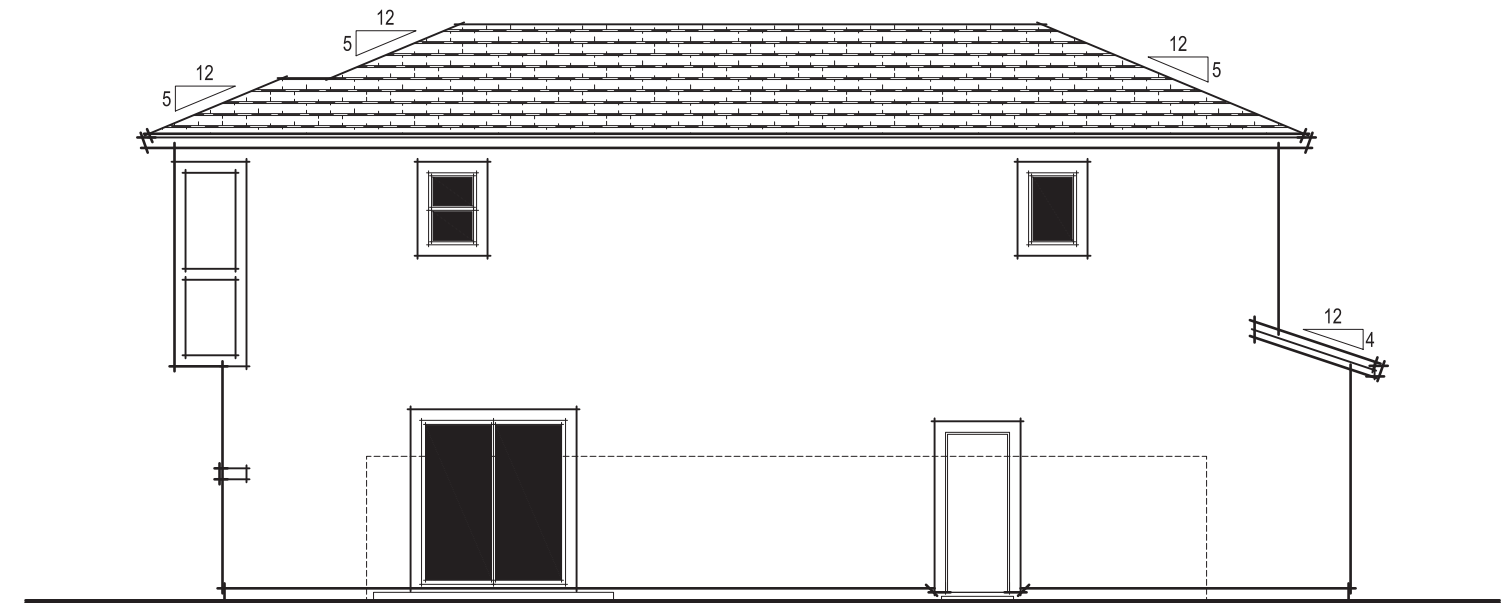
PRAIRIE ROOF PLAN



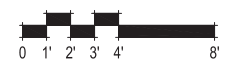
PRAIRIE RIGHT ELEVATION



PRAIRIE LEFT ELEVATION



PRAIRIE REAR ELEVATION



PRAIRIE ELEVATIONS
A023 PLAN 1415

Balboa
Roseville, CA
October 23, 2020



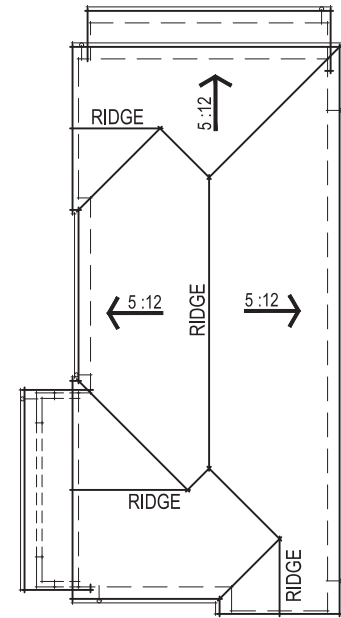
2260 DOUGLAS BLVD. SUITE 110
ROSEVILLE, CA 95661
916.297.4461

Home and community information, including pricing, included features, terms, availability and amenities, are subject to change at any time without notice or obligation. Drawings, renderings, square footages, floor plans, elevations, features, colors and sizes are approximate and for illustration purposes only and will vary from the homes as built. Not all features available in all plans. Options and upgrades are available at an additional cost and are subject to construction cut-off dates. See sales agent for complete details. D.R. Horton CA2, Inc.: CalBRE License #01239752; Contractor's License #750190.

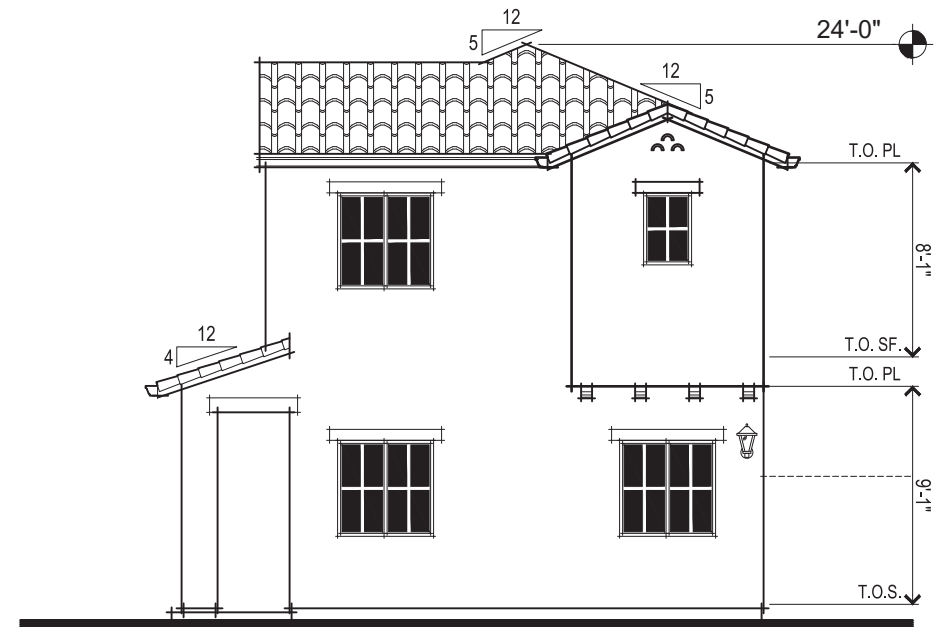
SDG Architects, Inc.
3361 Walnut Blvd. Suite 120
Brentwood, CA 94513
925.634.7000 | sdgarchitectsinc.com



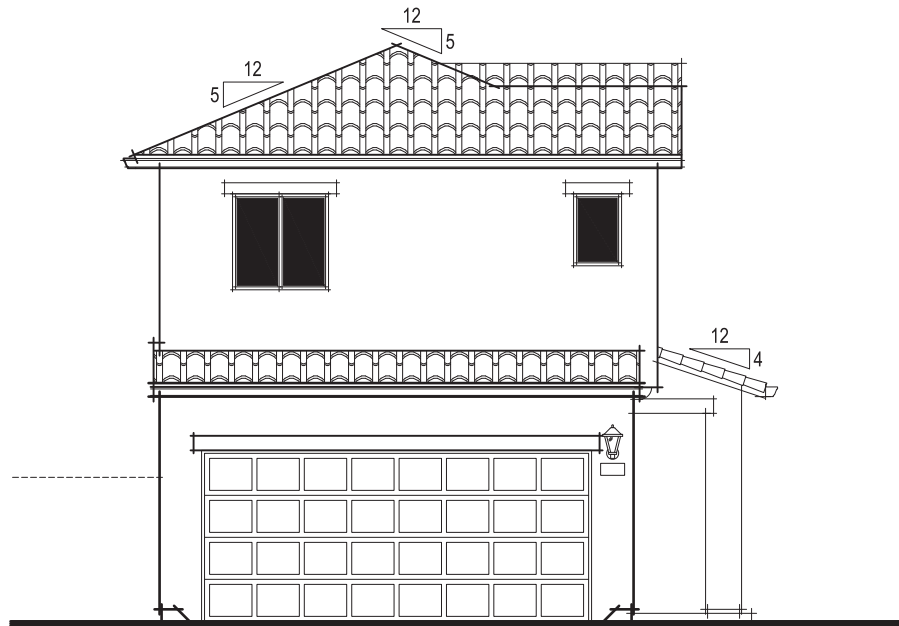
Exhibit B



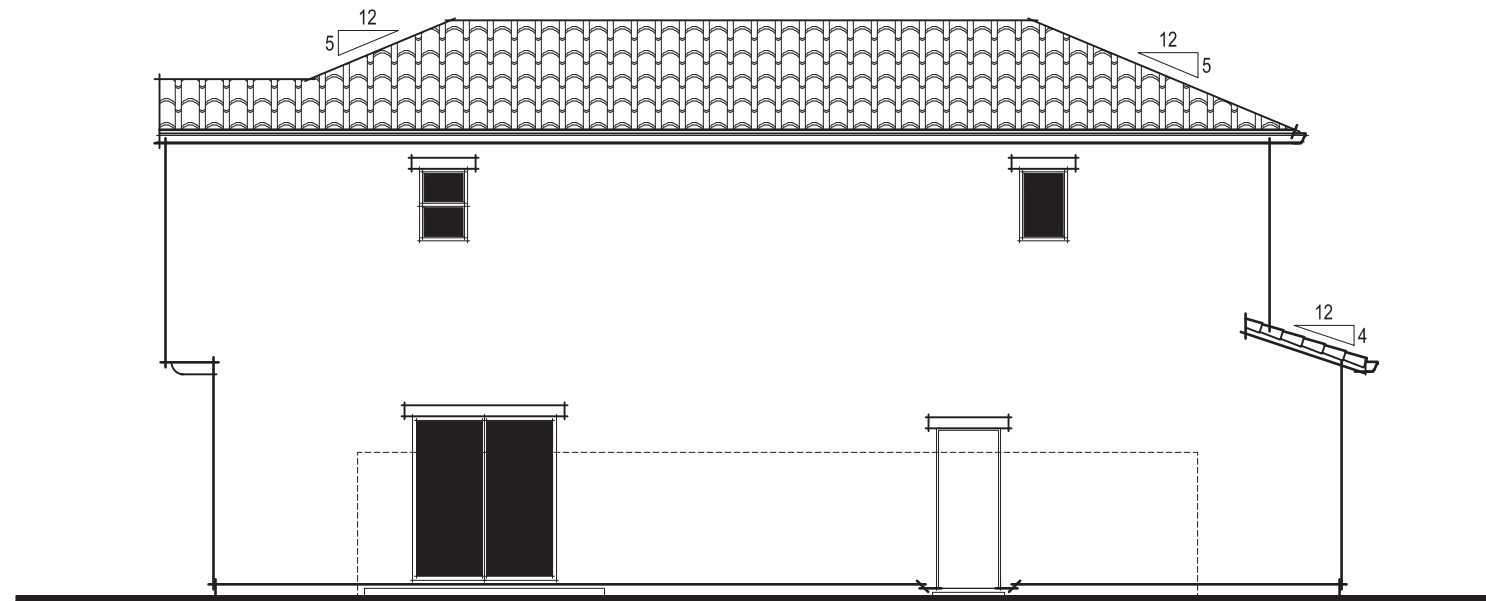
MISSION ROOF PLAN



MISSION RIGHT ELEVATION



MISSION LEFT ELEVATION



MISSION REAR ELEVATION



MISSION ELEVATIONS
A024 PLAN 1415

Balboa
Roseville, CA
October 23, 2020



2260 DOUGLAS BLVD. SUITE 110
ROSEVILLE, CA 95661
916.297.4461

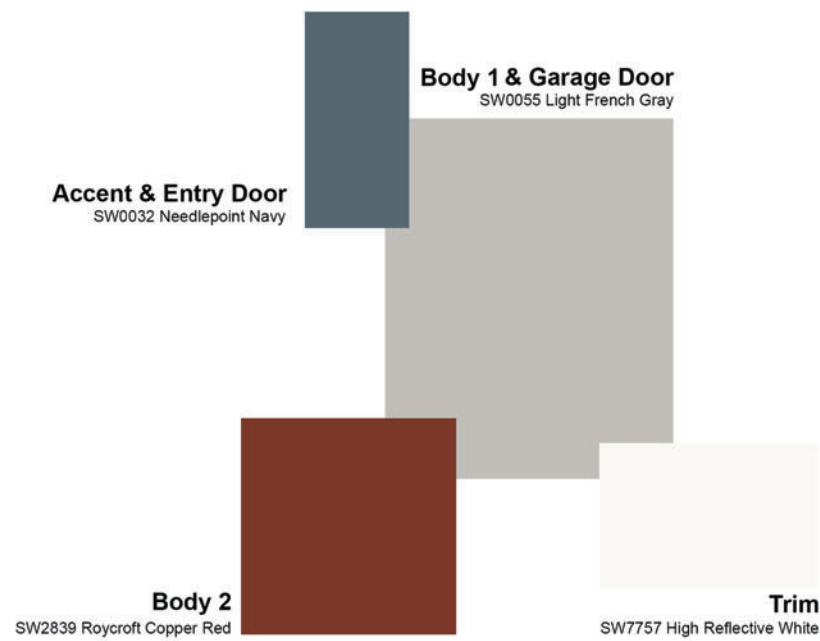
Home and community information, including pricing, included features, terms, availability and amenities, are subject to change at any time without notice or obligation. Drawings, renderings, square footages, floor plans, elevations, features, colors and sizes are approximate and for illustration purposes only and will vary from the homes as built. Not all features available in all plans. Options and upgrades are available at an additional cost and are subject to construction cut-off dates. See sales agent for complete details. D.R. Horton CA2, Inc.: CalBRE License #01239752; Contractor's License #750190.

SDG Architects, Inc.
3361 Walnut Blvd, Suite 120
Brentwood, CA 94513
925.634.7000 | sdgarchitectsinc.com




Exhibit B


SCHEME 1 - FARMHOUSE



SCHEME 2 - FARMHOUSE



SCHEME 3 - FARMHOUSE



Note: All colors and textures are representative samples only, pending verification of actual material suppliers and manufacturers for this particular project.

Balboa
Roseville, CA
October 23, 2020

Express
HOMES
a D.R. Horton Company

2260 DOUGLAS BLVD. SUITE 110
ROSEVILLE, CA 95661
916.297.4461

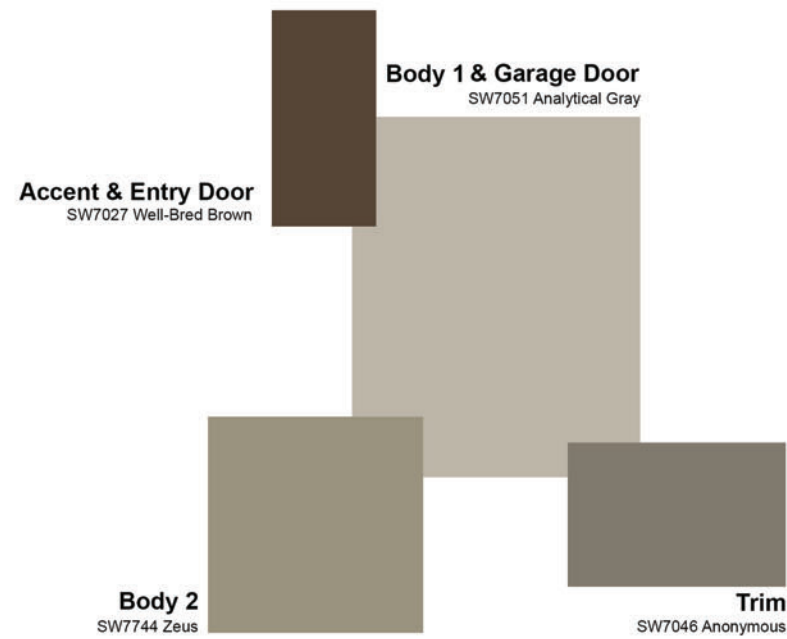

Home and community information, including pricing, included features, terms, availability and amenities, are subject to change at any time without notice or obligation. Drawings, renderings, square footages, floor plans, elevations, features, colors and sizes are approximate and for illustration purposes only and will vary from the homes as built. Not all features available in all plans. Options and upgrades are available at an additional cost and are subject to construction cut-off dates. See sales agent for complete details. D.R. Horton CA2, Inc.: CalBRE License #01239752; Contractor's License #750190.

FARMHOUSE COLOR SCHEMES
A025

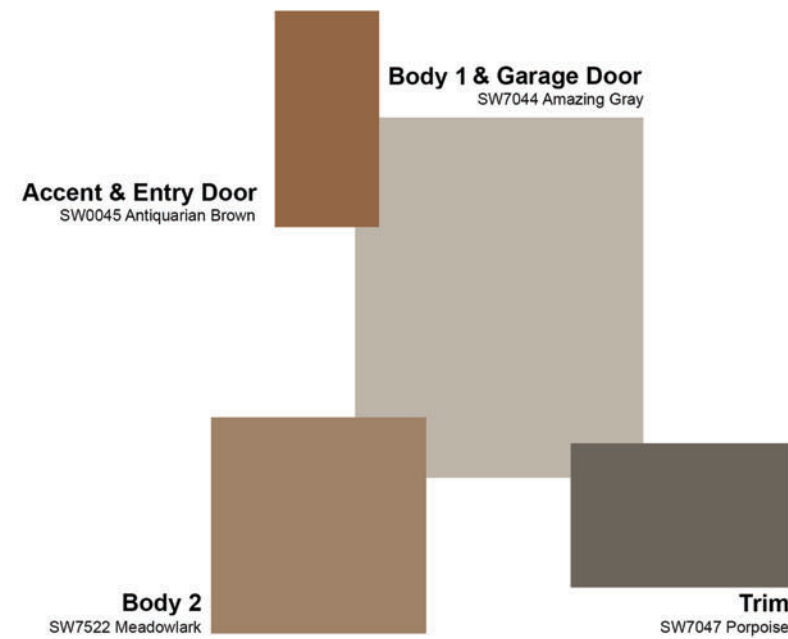

SDG Architects, Inc.
3361 Walnut Blvd. Suite 120
Brentwood, CA 94513
925.634.7000 | sdgarchitectsinc.com



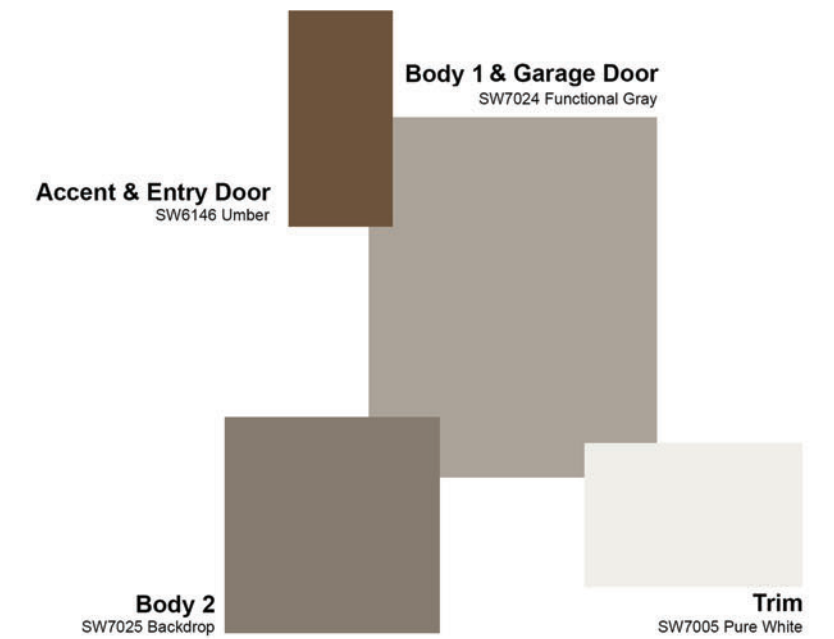

SCHEME 4 - CRAFTSMAN



SCHEME 5 - CRAFTSMAN

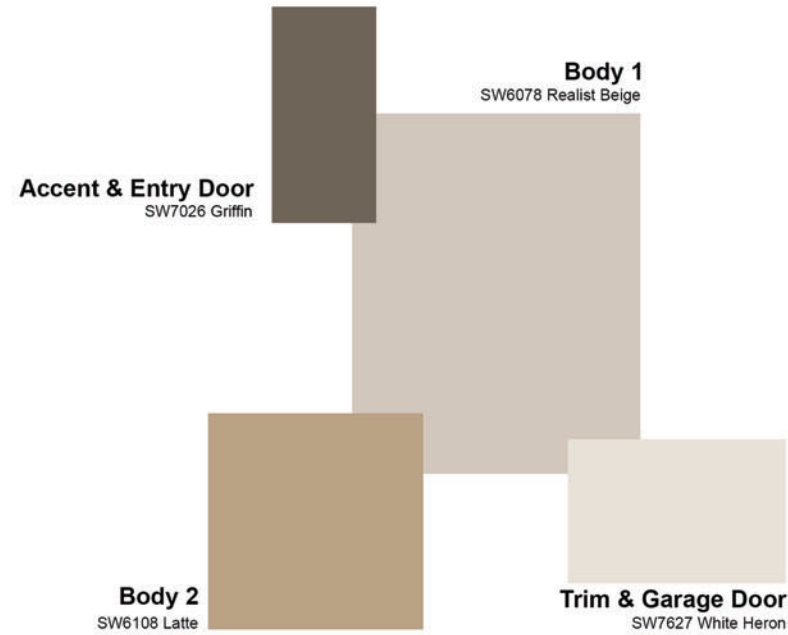


SCHEME 6 - CRAFTSMAN

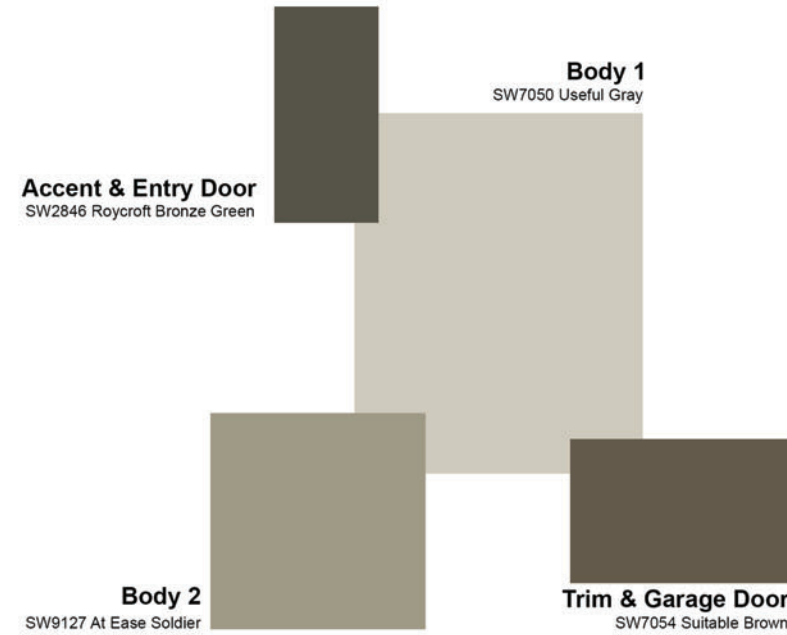


Note: All colors and textures are representative samples only, pending verification of actual material suppliers and manufacturers for this particular project.

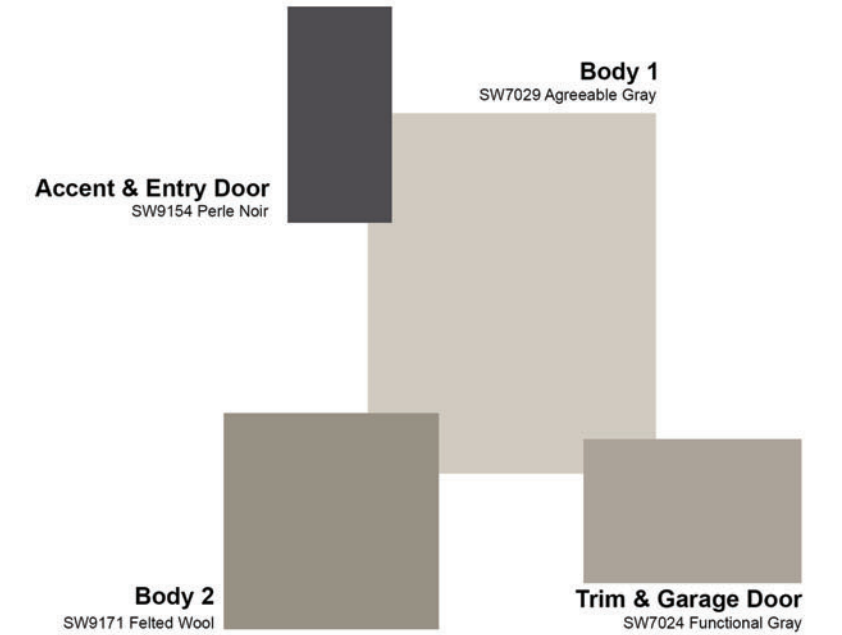

SCHEME 7 - PRAIRIE



SCHEME 8 - PRAIRIE




SCHEME 9 - PRAIRIE




Note: All colors and textures are representative samples only, pending verification of actual material suppliers and manufacturers for this particular project.


SCHEME 10 - MISSION



SCHEME 11 - MISSION



SCHEME 12 - MISSION



Note: All colors and textures are representative samples only, pending verification of actual material suppliers and manufacturers for this particular project.